


# Typhoon™ Plus

Integral non-pressure-compensated high clogging resistance dripper, for semi-permanent applications.

→ 12125 - 12150 - 12180 - 16080 - 16100 - 16125  
16150 - 16180 - 22080 - 22100 - 22135 - 22150  
22180 - 25135 - 25150



High clogging resistance





Wide filtration area



Wide water passages

## / Benefits & Features

- High clogging resistance Even with challenging water quality, with self-cleaning labyrinth that flushes debris, throughout operation.
- Wide filtration area Ensures optimal performance even under harsh water conditions, preventing the entrance of sediment into the labyrinths.
- Wide water passages TurbuNext™ labyrinth ensures wide water passages, large deep and wide cross-section that improves clogging resistance.
- ReGen™ (optional\*)  Dripline with ReGen™, the highest quality recycled dripline, successfully addressing the supply chain sustainability needs of today's growers.
- InsectShield™ (optional\*\*)  Innovative dripline capable of protecting itself against insect bites without using toxic components, based on essential oils integrated into the pipe resin during manufacturing.

\*\*Please note that this option is available only in countries where it is approved by regulatory authorities. Please contact your Netafim™ local representative to check availability.

# Specifications

- Maximum operating pressure according to driplines wall thickness and diameter. See tables below.
- Recommended filtration: depending on dripper flow rate. Filtration method selected based on the kind and concentration of dirt particles contained in the water. Wherever sand exceeding 2 ppm exists in the water, a Hydrocyclone should be installed before the main filter. Where sand/silt/clay solids exceed 100 ppm, pre treatment it should be applied following Netafim™ expert instructions.
- TurbuNext™ labyrinth with superior performance.
- Weldable into thin wall driplines (0.20, 0.25, 0.31, 0.38, 0.45 mm).
- Injected dripper, very low CV.
- High UV resistant. Resistant to standard nutrients used in agriculture.
- Compliance ISO 9261 international standards.
- Typhoon™ Plus ReGen™ products are put through a full quality inspection process, delivering to the market the toughest driplines without compromising on quality.

\*ReGen™ is currently available in few markets, and we are in the process of making it available in all the markets. Please consult your local Netafim™ representative for availability.

## → Drippers technical data

Flow rate* (l/h)	Max. working pressure (bar)**	Water passages dimensions width-depth-length (mm)	Filtration area (mm²)	Constant K	Exponent X	Recommended filtration (micron)/(mesh)
0.50	1.0 up to 3.0	0.45 x 0.45 x 34	21	0.177	0.45	130/120
0.70		0.52 x 0.51 x 34	22	0.247	0.45	130/120
1.00		0.60 x 0.59 x 34	24	0.355	0.45	200/80
1.60		0.66 x 0.63 x 18	26	0.567	0.45	200/80
2.20		0.77 x 0.72 x 18	26	0.780	0.45	200/80

\*Flow rate at 1.0 bar pressure \*\* According to driplines diameter and wall thickness

## → Driplines technical data

Model	Inside diameter (mm)	Wall thickness (mm)	Outside diameter (mm)	Max. working pressure (bar)	Max. flushing pressure (bar)	KD
12125	11.80	0.31	12.42	2.5	2.9	0.20
12150	11.80	0.38	12.56	3.0	3.5	0.20
12180	11.80	0.45	12.70	3.2	3.7	0.20
16080	16.20	0.20	16.60	1.2	1.4	0.10
16100	16.20	0.25	16.70	1.4	1.6	0.10
16125	16.20	0.31	16.82	1.8	2.1	0.10
16150	16.20	0.38	16.96	2.2	2.5	0.10
16180	16.20	0.45	17.10	2.5	2.9	0.10
22080	22.20	0.20	22.60	1.0	1.2	0.02
22100	22.20	0.25	22.70	1.1	1.3	0.02
22135	22.20	0.34	22.88	1.5	1.7	0.02
22150	22.20	0.38	22.96	1.8	2.1	0.02
22180	22.20	0.45	23.10	2.1	2.4	0.02
25135	25.00	0.34	25.68	1.2	1.4	0.01
25150	25.00	0.38	25.76	1.4	1.6	0.01

→ Driplines package data (on carton coil)

Model	Wall thickness (mm)	Distance between drippers (m)	Coil length (m)	Average* coil weight (kg)	Coils per pallet (units)	Coils in a 40 feet container (units)	Total in a 40 feet container (m)
12125	0.31	0.15 to 0.25	1200	13.4	16	640	768000
		0.30 to 1.00	1300	14.5			832000
12150	0.38	0.15 to 0.25	1100	15.1	16	640	704000
		0.30 to 1.00	1100	15.1			704000
12180	0.45	0.15 to 0.25	650	12.3	16	640	416000
		0.15 to 0.25	700	13.0			448000
16080	0.20	0.15 to 0.25	2400	23.4	16	640	1536000
		0.30 to 1.00	2500	24.4			1600000
16100	0.25	0.15 to 0.25	1900	23.2	16	640	1216000
		0.30 to 1.00	2000	24.5			1280000
16125	0.31	0.15 to 0.25	1350	20.6	16	640	864000
		0.30 to 1.00	1600	24.4			1024000
16150	0.38	0.15 to 0.25	1200	22.5	16	640	768000
		0.30 to 1.00	1300	24.4			832000
16180	0.45	0.15 to 0.25	1100	20.6	16	640	704000
		0.30 to 1.00	1200	22.5			768000
22080	0.20	0.15 to 0.25	1500	20.0	16	640	960000
		0.30 to 1.00	1700	22.7			1088000
22100	0.25	0.15 to 0.25	1200	20.0	16	640	768000
		0.30 to 1.00	1500	25.0			960000
22135	0.34	0.15 to 0.25	1100	25.1	16	640	704000
		0.30 to 1.00	1100	25.1			704000
22150	0.38	0.15 to 0.25	1000	25.5	16	640	640000
		0.30 to 1.00	1000	25.5			640000
22180	0.45	0.15 to 0.25	800	24.3	16	640	512000
		0.30 to 1.00	900	27.3			576000
25135	0.34	0.15 to 0.25	900	23.3	16	640	576000
		0.30 to 1.00	1000	25.8			640000
25150	0.38	0.15 to 0.25	900	26.0	16	640	576000
		0.30 to 1.00	900	26.0			576000

\* Calculated weight average. For further details see "Average Coil Weight Disclaimer".