


FlexBow™

A multi outlet irrigation loop with high clogging resistance dripping points and superb water distribution.



User friendly



Superb uniformity



Efficient maintenance

/ Benefits & Features

- **User friendly** Easy installation, reducing labor costs at installation and during crop rotations.
- **Superb uniformity** FlexBow™ features Netafim's high clog-resistant labyrinths, ensuring uniform distribution with reduced clogging risk.
- **Efficient maintenance** Allows for quick and easy maintenance activities due to easy flushing press-fit connector.
- **High clogging resistance** Even with challenging water quality, with self-cleaning labyrinth that flushes debris, throughout operation.
- **Wide filtration area** Ensures optimal performance even under harsh water conditions, preventing the entrance of sediments into the labyrinths.
- **Wide water passages** TurboNet™ labyrinth ensures wide water passages, large deep and wide cross-section that improves clogging resistance. The water is drawn into the dripper from the stream center, preventing the entrance of sediment into the drippers.

/ Specifications

- The flow from each dripping outlet will be determined by the hub dripper, divided evenly by the number of water outlets.
- Compatible with various container diameters according to the different possibilities presented.
- Flow rate: According to the table on the next page. For other configurations, consult your Netafim™ representative.
- It is highly recommended not to design flows below 0.5 l/h per each dripping point.
- Max. operating pressure: 4.0 bar.
- Min. operating pressure: according to hub dripper specifications.
- Superb chemical and UV resistance for extended durability.
- Colored light gray for improved light reflection.

→ FlexBow™ models

Circumference diameter (mm)	Number of dripping points
211	8
264	10
317	12
370	14
474	16

*It is important that the chosen circumference does not come close to the limits of the pot/container, otherwise part of the irrigation and nutrients could adhere to the walls of the pot/container and not reach the roots correctly.

To ensure the circumference remains symmetrical, only an even number of drip points can be installed.

→ FlexBow™ flow rates and minimum required pressures

Circumference diameter (mm)	Number of dripping points	Nominal flow rate (l/h) / minimum pressure requirements (bar) at the hub dripper/bubbler inlet			Flow rate (l/h) per dripping point
		PC HCNL	PCJ™	PCJ™ bubbler	
211	8		4 / 0.71		0.50
			8 / 0.72		1.00
		12 / 1.46	12 / 0.76		1.50
			15 / 0.80		1.88
264	10	6 / 1.41			0.60
		12 / 1.42	12 / 0.72		1.20
			15 / 0.76		1.50
				20 / 1.10	2.00
317	12	6 / 1.41			0.50
		12 / 1.42	12 / 0.72		1.00
				20 / 1.06	1.67
				25 / 1.10	2.08
370	14		8 / 0.71		0.57
			15 / 0.72		1.07
				20 / 1.06	1.43
				30 / 1.10	2.14
474	16		8 / 0.71		0.50
			15 / 0.72		0.94
				25 / 1.06	1.56
				30 / 1.10	1.88


→ FlexBow™ package data

Model	Quantity p/box (units)	Box dimensions (cm x cm x cm)	Box weight (kg)	Boxes per pallet (units)	Units per pallet
211	300	85.0 x 28.5 x 28.5	5.5	12	3600
264	300	85.0 x 28.5 x 28.5	8.7	12	3600
317	150	57.0 x 49.0 x 31.0	5.9	12	1800
370	150	57.0 x 49.0 x 31.0	6.8	12	1800
474	150	57.0 x 49.0 x 31.0	8.0	12	1800

→ Catalog numbers

FlexBow™

Catalog number 77470 - (any of below 6 digits)

Illustration	Model	Catalog number
	FlexBow™ 211 mm / 8.3" loop, light gray tube color , with installed connectors (8*3*8 mm barbed + press fit male/female), 300 units/box	000600
	FlexBow™ 211 mm / 8.3" loop, light gray tube color , with installed connectors (8*male*8 mm press fit + press fit male/female), 300 units/box	000750
	FlexBow™ 211 mm / 8.3" loop, black tube color , with installed connectors (8*3*8 mm barbed + press fit male/female), 300 units/box	000700
	FlexBow™ 211 mm / 8.3" loop, black tube color , with installed connectors (8*male*8 mm press fit + press fit male/female), 300 units/box	000701
	FlexBow™ 264 mm / 8.3" loop, light gray tube color , with installed connectors (8*3*8 mm barbed + press fit male/female), 300 units/box	000605
	FlexBow™ 317 mm / 8.3" loop, light gray tube color , with installed connectors (8*3*8 mm barbed + press fit male/female), 150 units/box	000606
	FlexBow™ 370 mm / 8.3" loop, light gray tube color , with installed connectors (8*3*8 mm barbed + press fit male/female), 150 units/box	000607
	FlexBow™ 474 mm / 8.3" loop, light gray tube color , with installed connectors (8*3*8 mm barbed + press fit male/female), 150 units/box	000608
	FlexBow™ 264 mm / 8.3" loop, light gray tube color , with installed connectors (8*male*8 mm press fit + press fit male/female), 300 units/box	000755
	FlexBow™ 317 mm / 8.3" loop, light gray tube color , with installed connectors (8*male*8 mm press fit + press fit male/female), 150 units/box	000756
	FlexBow™ 370 mm / 8.3" loop, light gray tube color , with installed connectors (8*male*8 mm press fit + press fit male/female), 150 units/box	000757
	FlexBow™ 474 mm / 8.3" loop, light gray tube color , with installed connectors (8*male*8 mm press fit + press fit male/female), 150 units/box	000758

The catalog numbers presented in this table refer to a single unit (1).
Purchase orders must be placed for the number of units required to complete a box or in multiples of this quantity.

→ Related products

Illustration	Model	Catalog number
	Micro tube 3*5 mm (to connect the FlexBow™ to the hub dripper outlet)	
	SSPE, 200 meter coil, colored gray	40005-000103
	SSPE, 500 meter coil, colored gray	40005-000101
	SSPE, 1000 meter coil, colored gray	40005-000104
	FlexBow™ barbed "T" connector 8*3*8, light gray	77470-000105
	FlexBow™ press fit "T" connector, 8*male*8, light gray	77470-000130
	8 mm barbed/ male press fit, light gray	77470-000650
	8 mm barbed/ female press fit, light gray	77470-000651
	Stake to fix a 8 mm OD pipe	32500-002150

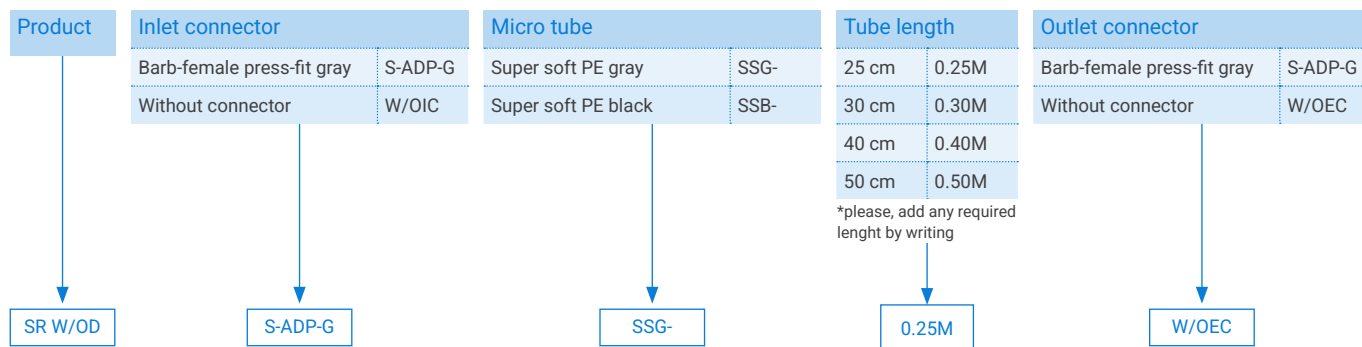
Netafim™ offers the option to order micro tubes for connection between the hub dripper and the FlexBow™, according to the required length, with or without pre-assembled connectors. These SSPE (Super soft PE) micro tubes are available in gray or black, depending on the farmer's preference.

Illustration	Model
	For connecting the cylindrical outlet (pres-fit connection) of the hub dripper to the cylindrical inlet (press-fit) of the FlexBow™.
	For connecting the cylindrical outlet (pres-fit connection) of the hub dripper to the barbed inlet of the FlexBow™.
	For connecting the barbed outlet of the hub dripper to the cylindrical inlet (press-fit) of the FlexBow™.
	For connecting the barbed outlet of the hub dripper to the barbed inlet of the FlexBow™.

→ Ordering information

Flowchart to determine the desired product definition.

How to use: To determine the desired product definition select one of every set of options displayed on the chart.



Catalog description example:

SR W/OD S-ADP-G SSG-0.25M W/OEC	40200-000005	
SR W/OD S-ADP-G SSG-0.25M S-ADP-G	40200-000164	
SR W/OD W/OIC SSG-0.30M W/OEC	40000-002540	

Illustration	Description	Catalog number
	The right connector for those who prefer to field-assemble micro tubes that connect the hub dripper to the FlexBow™. Barb connector that fits a 3 mm ID microtube.	32000-001970

A variety of hand tools that help install these connectors can be found in Netafim™ basket of products.