



Precision  
Agriculture



# Driplines, Drippers & Other Emitters Agriculture

2024 v1.4

/ Product Catalog



# / Contents

→ Introduction.....	4
→ Agriculture Product Portfolio	
UniRam™ RC 16009 - 16010 - 16012 - 20010 - 20012.....	10
UniRam™ AS 16009 - 16010 - 16011 - 16012 - 20010 - 20012 .....	14
UniRam™ AS XR 16009 - 16010 - 16012 - 20010 - 20012 .....	18
UniRam™ AS XRS 16009 - 16010 - 16012 - 20010 - 20012 .....	22
UniRam™ CNL 16009 - 16010 - 16011 - 16012 - 20010 - 20012.....	26
UniRam™ HCNL 16009 - 16010 - 16012 - 20010 - 20012 .....	30
UniWine™ RC 16010 - 20012 .....	34
UniWine™ AS 16010 - 16012 - 20010 - 20012.....	37
UniGray™ CNL & HCNL 16010 - 16012 - 20010 - 20012.....	40
UniWhite™ CNL & HCNL 16010 - 16012 - 20010 - 20012.....	45
DripNet PC™ HWD 12009 - 12010 - 16009 - 16010 - 16011 - 16012 - 20010 - 20012.....	51
DripNet PC™ AS HWD 12009 - 12010 - 16009 - 16010 - 16011 - 16012 - 20010 - 20012.....	56
DripNet PC™ AS XR HWD 12009 - 12010 - 16009 - 16010 - 16012 - 20010 - 20012 .....	61
DripNet PC™ TWD & MWD 12125 - 12150 - 12200 - 12250 - 16125 - 16150 - 16200 - 16250 - 16008 - 22135 - 22150 - 22200 - 22250.....	66
DripNet PC™ AS TWD & MWD 12125 - 12150 - 12200 - 12250 - 16125 - 16150 - 16200 - 16250 - 16008 - 22135 - 22150 - 22250 .....	74
DripNet PC™ AS XR TWD & MWD 12125 - 12150 - 12200 - 12250 - 16125 - 16150 - 16200 - 16250 - 16008 - 22135 - 22150 - 22250.....	81
DripWine™ 16010 - 16012 - 20010 - 20012.....	88
DripWine™ AS 16010 - 16012 - 20010 - 20012.....	92
Orion PC™ 12060 - 12080 - 12100 - 16060 - 16080 - 16100 - 22060 - 22080 - 22100.....	96
Aries™ HWD 12009 - 12010 - 16009 - 16010 - 16012 - 20010 - 20012.....	101
Aries™ MWD 12200 - 12250 - 16200 - 16250 - 16008 - 22200 - 22250.....	106
Aries™ TWD 12125 - 12150 - 16125 - 16150 - 22125 - 22135 - 22150.....	112
Typhoon™ Plus 12125 - 12150 - 16080 - 16100 - 16125 - 16150 - 16180 - 22080 - 22100 - 22135 - 22150 - 22180 - 25135 - 25150...118	
Streamline™ X 12060 - 12080 - 16050 - 16060 - 16070 - 16080 - 16100 - 22050 - 22060 - 22070 - 22080 - 22100.....	130
Streamline™ X EZ 12 X EZ - 16 X EZ - 22 X EZ.....	141
Microdrip.....	146
PC, PC LCNL, PC HCNL On line drippers.....	149
PCJ™, PCJ™ LCNL, PCJ™ HCNL On line drippers.....	152
PCJ™ PRO, PCJ™ PRO LCNL, PCJ™ PRO HCNL On line drippers.....	157
PCJ™ HF On line bubbler .....	161
Button and Pot on line dripper .....	165
CapiNet™ on line dripper.....	168
Arrow dripper .....	171

Spiders .....	173
NetBow™ .....	177
Assembled Driplines .....	179
Blank Driplines .....	181
<a href="#">→ Appendix</a>	
Technical Terms .....	183
Netafim™ Products Warranty .....	184

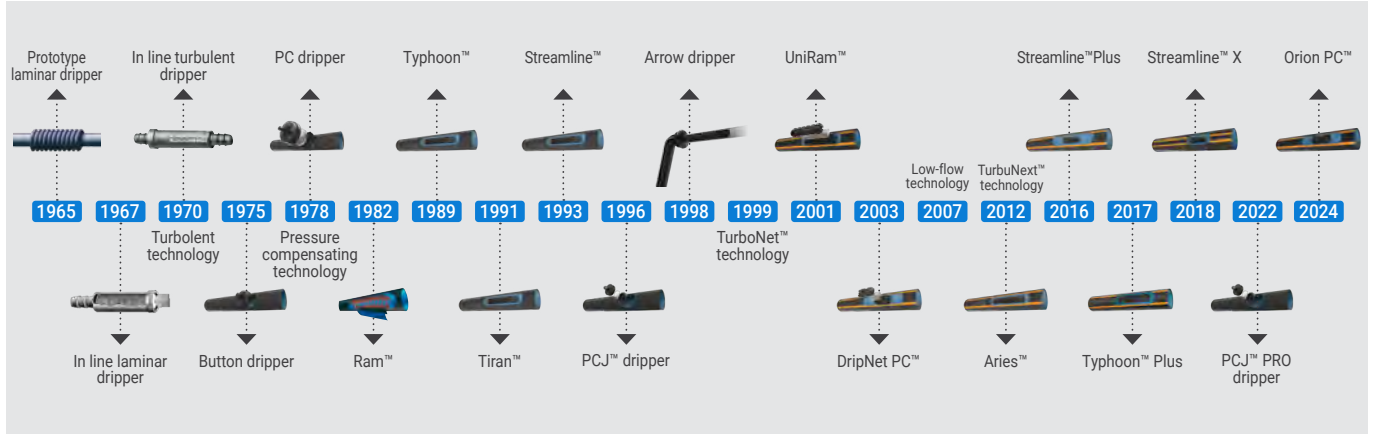
Products appearing in this catalogue may be covered by one or more of the following US Patent Nos. 6027048, 6206305 and other U.S. patents pending or corresponding issued or pending foreign patents. All rights are reserved. You are specifically prohibited and not allowed to reproduce, copy, duplicate, manufacture, supply, sell, hire, distribute or adapt all or any part of this publication including any packaging. Netafim™, are trademarks of Netafim™ Ltd., registered in the U.S. and other countries. We endeavor to provide accurate, quality and detailed information. However we cannot accept liability for your reliance on the provided information and you are advised to independently seek professional advice from Netafim™ and/or its authorized representatives. There is no undertaking by us that the provided information or any part thereof is accurate, complete or up to date. Mention of third-party products is for informational purposes only and constitutes neither an endorsement nor a recommendation. Netafim™ assumes no responsibility with regard to the performance or use of these products. In no event shall Netafim™ be liable for any indirect, incidental, special or consequential damages.

# Introduction

## → Netafim™ drippers and driplines portfolio

Netafim™ had been at the forefront of innovation in drip for over 58 years.

It started with the invention of the dripper in the 60's and continue leading the drip industry with innovative products until today.

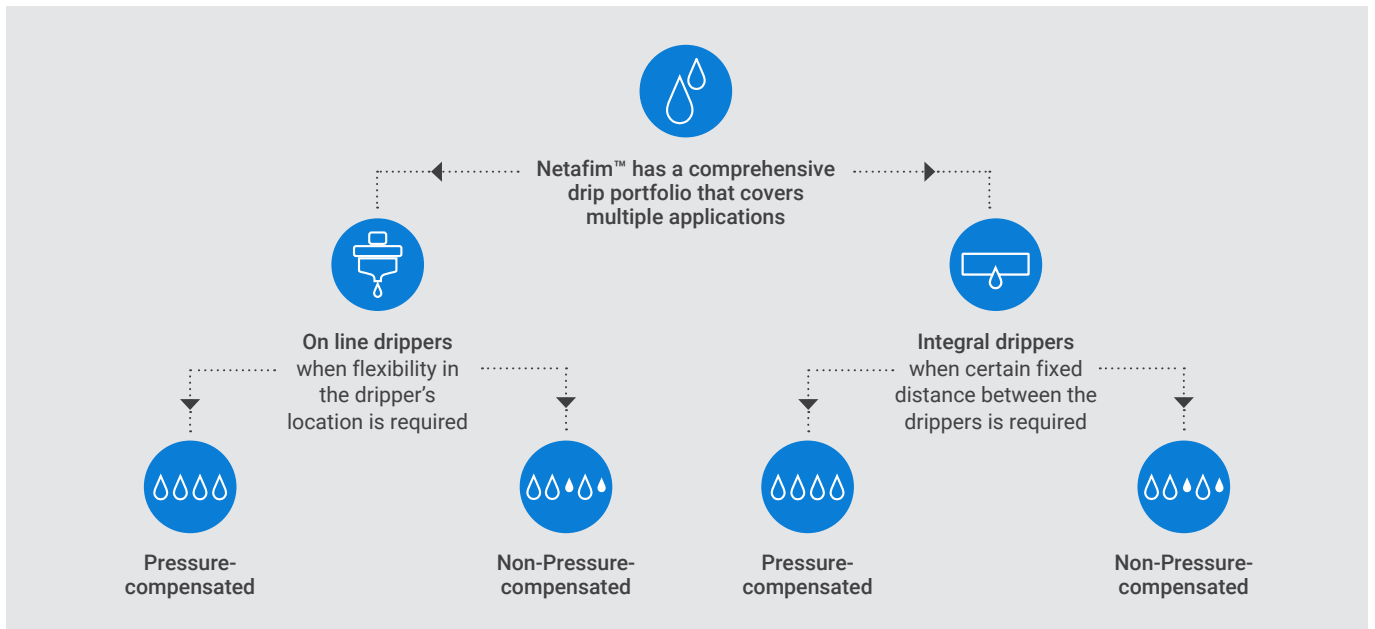


Netafim™ offers a comprehensive portfolio of drippers (on line) and driplines (integral) that covers a wide range of crops and applications.

Our drip portfolio (on line and integral) is divided into two main categories, Pressure-compensated drippers and driplines (PC), and Non-Pressure-compensated drippers and driplines (NPC).

PC drippers are designed to discharge water at a very uniform flow rate under a wide range of water pressures.

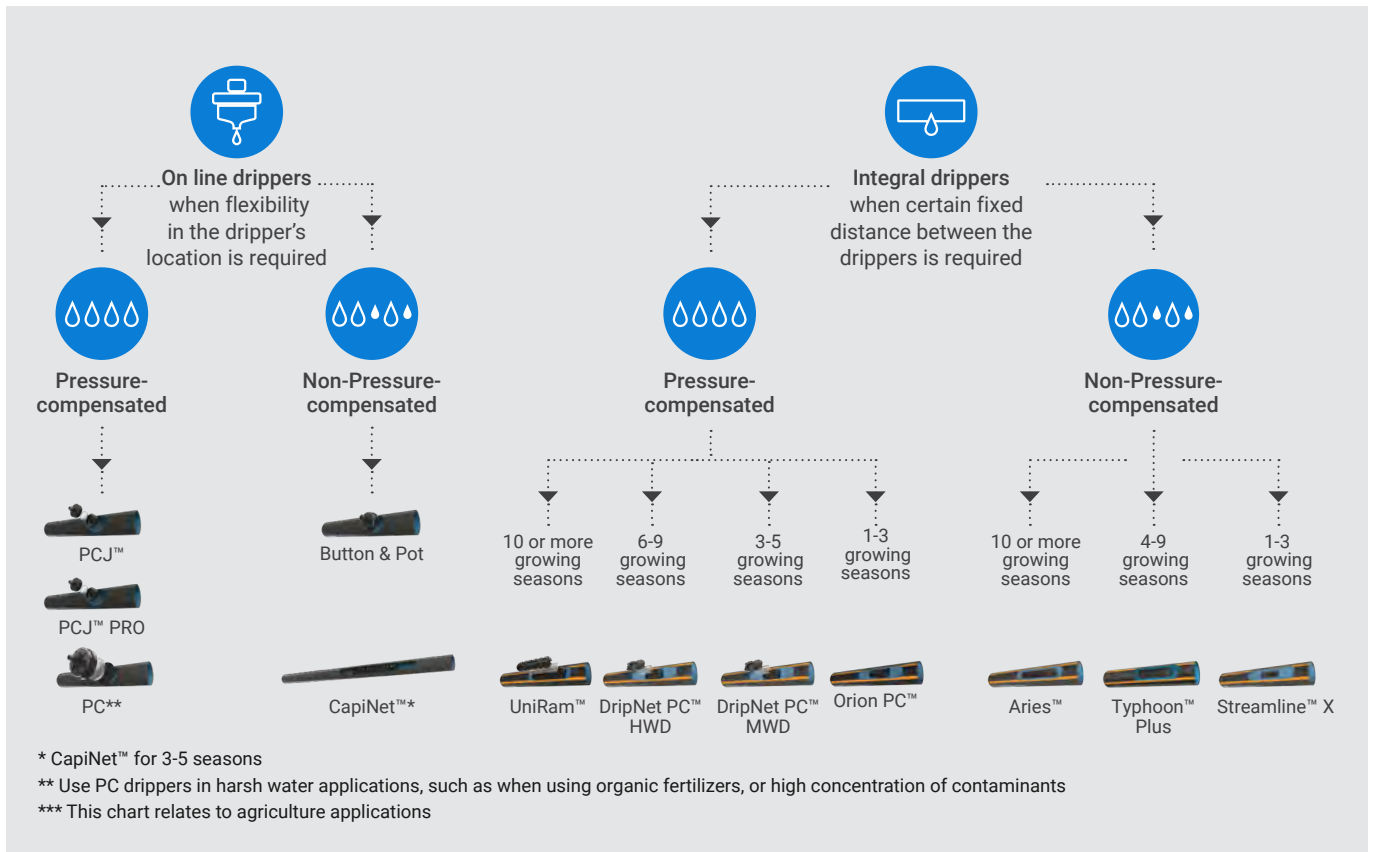
While NPC drippers discharge varies under varying pressures.



Each main dripline category is further divided into three sub-categories covering different uses or applications.

The sub-categories are: Heavy Wall Driplines (HWD), Medium Wall Driplines (MWD) and Thin Wall Driplines (TWD).

- Heavy wall driplines include driplines with wall thickness of 0.90 mm or thicker (10 and more seasons).
- Medium wall driplines include driplines with wall thickness between 0.40 mm and 0.89 mm (included) (4-9 seasons).
- Thin wall driplines include driplines with wall thickness of 0.39 mm (included) or thinner (1-3 seasons).



**Our driplines portfolio includes additional features, which can also include one or more of the following important features:**

- Anti-siphon mechanism (AS).
- Anti-drain mechanism (CNL).
- Anti-drain mechanism; high shut-off pressure (HCNL).
- Anti-siphon with eXtra Root resistance (AS XR).
- Anti-siphon with eXtra Root and Strangulation resistance (AS XRS).
- Flap.
- ReGen™ .
- High Chlorine Resistance (HCR).
- InsectShield™ (IS).
- Hybrid (Hyb).

**AS:** Anti-siphon mechanism blocks contaminants from being drawn into the dripper from outside, makes it a critical addition to driplines installed below the surface, i.e. sub surface drip irrigation (SDI).

**CNL:** Also called Anti-drain, is an anti-drainage mechanism. When the pressure in the pipes drops (after valves shut-off at the end of an irrigation cycle) and the desired pressure is achieved, the CNL mechanism closes the water passage, hence pipes remain full of water and are ready for the next cycle, this makes it ideal for pulse irrigation (irrigation in short frequent cycles) in greenhouses, nurseries, and fruit trees.

**HCNL:** Also called High Level Anti-drain, is anti-drainage mechanism, similar to the CNL, but with higher shut-off pressure. This mechanism provides two main benefits:

1. Allows installation of non-leakage systems in areas with steeper slopes, thereby improving system efficiency, and reducing the number of DNLs (Dripline Non-Leakage Valves).
2. Enables maintaining a higher pressure within the driplines used in pulse irrigation, hence allowing mixing and circulating water and nutrients in the system prior to an irrigation event. This makes it ideal for pulse irrigation (irrigation in short frequent cycles) in greenhouses, nurseries, and fruit trees.

**AS XR:** Reduces significantly the risk of roots penetrating and clogging the drippers by incorporating copper oxide that inhibit root growth within the dripper. This innovative resin is mixed in the dripper cover to offer long lasting effect throughout the dripline life. AS XR drippers are available in both UniRam™ and DripNet PC™. UniRam™ also includes physical root barrier.

**AS XRS:** Drippers are protected against root intrusion better than all other options, utilizing a patented root inhibitor within the dripper cover that prevents root intrusion into the dripper labyrinth also combines external stripe that prohibits root strangulation of the pipe. Better protection against root intrusion and strangulation without reliance on chemicals.

**Flap:** Located in the same place, instead of a open hole outlet, the dripline wall is punched in a special shape. During irrigation the water pushes the flap open to allow drip. It acts also as physical barrier when there is no water to prevent root intrusion, and keeps drippers clean when installed from sand penetration. Flap exist only in TWD, except very unique cases.

**ReGen™:** Driplines that are ReGen™ marked are driplines that contains recycled materials in the pipe composition, this in the name of sustainability and without compromising quality, meeting all the international standard for drip irrigation and others.

**HCR:** High Chlorine Resistance for permanent drip applications using waste water or continuous dose of chlorine. Delivering long-lasting uniform water and nutrient distribution, resulting in excellent crop yields season after season.

**IS:** InsectShield™ driplines capable of protecting itself against insect bites without using toxic components, based on essential oils integrated into the pipe resin during manufacturing.

**Hyb:** Hybrid, new patented add-on to UniRam™, features an on line saddle that allows to combine the benefits of an integral dripper to connect Netafim™ press fit adaptors and prevents drop migration on slopes in certain conditions

## → Netafim™ portfolio mapping

On line PC drippers	On line NPC drippers	Integral PC driplines*	Integral NPC driplines	Other Emitters
PC dripper	Button dripper	UniRam™	Aries™	PCJ™ HF bubbler
PCJ™ dripper	Pot dripper	DripNet PC™	Typhoon™ Plus	NetBow™
PCJ™ PRO dripper	CapiNet™ dripper	Orion PC™	Streamline™ X	Assembled Spiders
	Arrow dripper		Microdrip	

To select the right dripper, one needs to consider two variants: the crop, and the application it is intended to be used for.

Other variants may apply which can narrow the selection and utilize additional features in Netafim™ portfolio.

The following diagram assists in selecting the right dripline or dripper for your application. Please note, this is only a generic guideline, for more specific guidelines please contact a Netafim™ expert in your region.

\* Other brands under the PC driplines family are detailed within the catalog

### Additional features may also be considered when selecting your dripper or dripline:

- When the dripline is sub surface installed, it is recommended to use AS in PC driplines, or Flap in Non-PC driplines.
- In pulse irrigation especially in soilless media, it is recommended to use CNL driplines or drippers.
- If higher pressure is required for your dripper, or for steep topography, HCNL driplines or drippers is recommended.
- If there is a risk for root penetration in sub surface installed driplines the use of AS XR or AS XRS in PC driplines is recommended.

	AS	XR / XRS	CNL	HCNL	FLAP*	HCR	REGEN™	IS	HYB
UniRam™	✓	✓	✓	✓	-	-	-	-	✓
DripNet PC™	✓	✓	-	-	✓	✓	-	-	-
Orion PC™	-	-	-	-	✓	-	✓	-	-
PC	✓	-	✓	✓	-	-	-	-	-
PCJ™	✓	-	✓	✓	-	-	-	-	-
PCJ™ PRO	✓	-	✓	✓	-	-	-	-	-
Aries™	-	-	-	-	✓	-	-	-	-
Typhoon™ Plus	-	-	-	-	✓	-	-	✓	-
Streamline™ X	-	-	-	-	✓	-	✓	✓	-

\*Only on TWD

The following catalog is an aid material to enable to find basic data on each of the drip products at hands reach.

**In each section you will find:**

1. Main applications of the item displayed.
2. Features and benefits.
3. Technical specifications.
4. Technical data of drippers and driplines.
5. A table of all active catalog numbers.
6. Basic packaging data.

**Use of the catalog number tables**

The tables display main data. For further information apply to a Netafim™ representative.

A Netafim™ catalog number consists of the following elements:

- a) 5 consecutive digits indicating the material group
- b) 6 consecutive digits indicating a specific product within that material group.

To create a full catalog number, choose the relevant material group and add to it the 6 digits that define dripper flow rate and spacing (these instructions apply to the integral products).

**For example:**

**UniRam™ AS 16009**  
 Catalog number 13740 - (any of below 6 digits)

Flow rate (l/h)	Distance between drippers (m)													
	0.15	0.20	0.25	0.30	0.33	0.40	0.50	0.60	0.65	0.70	0.75	0.80	0.90	1.00
0.7														
1.0		001190		001200		001250	001400	001550	001570	001600				
1.6				002300			002500	002600	002650	002700	002750	002800		
2.3				003400		003690	003700	003800	003850	003870	003900	004000	004100	004200
3.5				009700		009750	010035	010040	010045	010050	010100	010150	010200	000001
Bundled coil length (m)	500	500	500	500	500	500	500	500	500	500	500	500	500	500

Missing catalog numbers available upon request.

Product : UniRam™ AS 16009, 1.6 l/h , 0.50 m = 13740-002500

\*In the same table additional information can be found:

1. Equipment will arrive driplines package data (on bundled coil)
2. Length of dripline on the coil: 500 m

As specified above, these are the active catalog numbers in our ERP systems. Additional numbers can be activated/ opened as required in each of the empty cells in the table.

We recommend using standard specifications, such as diameter, wall thickness, spacing and coil lengths. Non standard specifications might be subjected to unique product cost increase.

As for the other products (on line drippers, arrow drippers, etc.) the tables similarly display the relevant material group (first 5 digits) where the numbers in the tables (the other 6 digits) indicate the number of units supplied in each of the different packing options. This catalog contains all the metric based information. It does not include all the USA used catalog numbers.

**Average Coil Weight Disclaimer:**

Netafim™ manufacturing team performs strict online and offline quality measures to ensure high level of accuracy, which in turn aims to ensure the lowest CV possible values in the market. However, dripline coil's weight might be subject to coefficient of manufacturing variation ("CV") of no more than 1%-2%. Such CV may be caused due to variation in the numbers of drippers per coil or due to required manufacturing processes. Therefore, the Average Coil Weight described herein constitute the calculated weight average of such CV.



# Agriculture Product portfolio





# / UniRam™



Precision  
Agriculture



# UniRam™ RC

Integral pressure-compensated, continuously self-flushing dripper, ideal for permanent row crops applications, for easy retrieval at the end of the crop cycle.

→ 16009 - 16010 - 16012 - 20010 - 20012



Pressure-compensated




Drainage mechanism



Self-flushing mechanism

## / Benefits & Features

- **Pressure-compensated** Precise and equal amounts of water delivered over a broad pressure range, ensuring 100% uniformity of water and nutrient distribution along the laterals.
- **Drainage mechanism** The dripper integrates a drainage mechanism that drains water from the pipe at the end of the irrigation cycle, to allow easier recoiling of the dripline at the end of the crop cycle. Also helps in countries where temperatures may drop below zero.
- **Continuously self-flushing** Flushes debris throughout operation, while ensuring constant dripper operation even in challenging water quality.
- **Physical root barrier** Better protection against root intrusion, utilizing unique dripper design that creates physical barriers protecting the dripper from root growth into its labyrinth.
- **Wide filtration area** Ensures optimal performance even under harsh water conditions, preventing the entrance of sediment into the labyrinths.
- **Wide water passages** TurboNet™ labyrinth ensures wide water passages, large deep and wide cross-section that improves clogging resistance. The water is drawn into the dripper from the stream center, preventing the entrance of sediment into the drippers.
- **Hybrid (optional)**  New patented add-on to UniRam™, features an on line saddle that allows to combine the benefits of an integral dripper to connect Netafim™ press fit adaptors and prevents drop migration on slopes in certain conditions\*.

\*Please contact your Netafim™ local representative to get more information on the drop migration feature.

# Specifications

- Pressure-compensated range: 0.5 - 4.0 bar.
- Largest filter in the industry. Recommended filtration: depending on dripper flow rate. Filtration method selected based on the kind and concentration of dirt particles contained in the water. Wherever sand exceeding 2 ppm exists in the water, a Hydrocyclone should be installed before the main filter. Where sand/silt/clay solids exceed 100 ppm, pre treatment it should be applied following Netafim™ expert instructions.
- Double TurboNet™ labyrinth with large water passage.
- Weldable into thick wall driplines (0.90, 1.00, 1.20 mm).
- Injected dripper, very low CV with injected silicon diaphragm.
- High UV resistant. Resistant to standard nutrients used in agriculture.
- Compliance ISO 9261 international standards.

## → Drippers technical data

Flow rate* (l/h)	Working pressure range (bar)	Water passages dimensions width-depth-length (mm)	Filtration area (mm <sup>2</sup> )	Constant K	Exponent* X	Recommended filtration (micron)/(mesh)
0.38	0.5 - 4.0	0.55 x 0.49 x 40	90	0.38	0	130/120
0.70		0.70 x 0.65 x 40	110	0.70	0	130/120
1.00		0.83 x 0.74 x 40	130	1.00	0	130/120
1.60		1.09 X 0.76 X 40	130	1.60	0	200/80
2.30		1.26 x 0.93 x 40	130	2.30	0	200/80
3.50		1.59 x 1.07 x 40	150	3.50	0	200/80

\* Within working pressure range

## → Driplines technical data

Model	Inside diameter (mm)	Wall thickness (mm)	Outside diameter (mm)	Max. working pressure (bar)	Max. flushing pressure (bar)	KD
16009	14.20	0.90	16.00	3.0	3.9	1.30
16010	14.20	1.00	16.20	3.5	4.6	1.30
16012	14.20	1.20	16.60	4.0	5.2	1.30
20010	17.50	1.00	19.50	3.5	4.6	0.40
20012	17.50	1.20	19.90	4.0	5.2	0.40

## → Driplines package data (on bundled coil)

Model	Wall thickness (mm)	Distance between drippers (m)	Coil length (m)	Average* coil Weight (kg)	Coils in a 40 feet container (units)	Total in a 40 feet container (m)
16009	0.90	0.15 to 1.00	500	20.3	330	165000
16010	1.00	0.15 to 1.00	500	22.2	330	165000
16012	1.20	0.15 to 1.00	400	21.2	352	140800
20010	1.00	0.15 to 1.00	300	17.4	330	99000
20012	1.20	0.15 to 1.00	300	20.2	330	99000

\* Calculated weight average. For further details see "Average Coil Weight Disclaimer"

→ Catalog numbers

**UniRam™ RC 16009**

Catalog number 13750 - (any of below 6 digits)

Flow rate (l/h)	Distance between drippers (m)													
	0.15	0.20	0.25	0.30	0.33	0.40	0.50	0.60	0.65	0.70	0.75	0.80	0.90	1.00
0.38														
0.70						001600								
1.00			002190	002200		002300	002400					002700		
1.60				003200		003300	003400	003500	003560	003600				003900
2.30						005200	005300	005400	005500	005700	005810	005830	005900	006000
3.50						007000	007100	007200	007300	007350	007400	007500	007650	007700
Bundled coil length (m)	500	500	500	500	500	500	500	500	500	500	500	500	500	500

Missing catalog numbers available upon request.

**UniRam™ RC 16010**

Catalog number 13730 - (any of below 6 digits)

Flow rate (l/h)	Distance between drippers (m)													
	0.15	0.20	0.25	0.30	0.33	0.40	0.50	0.60	0.65	0.70	0.75	0.80	0.90	1.00
0.38														
0.70							002400			002600				
1.00	003700	003800	003900	004000	004100	004200	004400	004500			004600	004700		005000
1.60	006850	006900	006950	007000	007020	007200	007400	007520	007530	007550	007600	007700	007800	008000
2.30		009800	009900	010000	010100	010200	010400	010500	010520	010550	010600	010700	010800	011000
3.50			012900	013000	013100	013200	013400	013500	013520	013550	013600	013700		014000
Bundled coil length (m)	500	500	500	500	500	500	500	500	500	500	500	500	500	500

Missing catalog numbers available upon request.

**UniRam™ RC 16012**

Catalog number 13890 - (any of below 6 digits)

Flow rate (l/h)	Distance between drippers (m)													
	0.15	0.20	0.25	0.30	0.33	0.40	0.50	0.60	0.65	0.70	0.75	0.80	0.90	1.00
0.38														
0.70														
1.00		001290		001300			001450							
1.60		000004		001900		002000	002050	000002						
2.30				003004		003050	003100	003200			003400			
3.50				004550		000003	004580							005000
Bundled coil length (m)	400	400	400	400	400	400	400	400	400	400	400	400	400	400

Missing catalog numbers available upon request.

## UniRam™ RC 20010

Catalog number 14570 - (any of below 6 digits)

Flow rate (l/h)	Distance between drippers (m)													
	0.15	0.20	0.25	0.30	0.33	0.40	0.50	0.60	0.65	0.70	0.75	0.80	0.90	1.00
0.38														
0.70				000040									000002	
1.00			000400	000450		000500	000550	000600			000650	000700		000750
1.60			001050	001120		001200	001270	001300		001390	001400	001500	001600	001700
2.30				002200		002300	002400	002500	002600	002650	002700	002800	002850	002900
3.50				003200		003300	003400	003500		003550	003700	003800	003900	004200
Bundled coil length (m)	300	300	300	300	300	300	300	300	300	300	300	300	300	300

Missing catalog numbers available upon request.

## UniRam™ RC 20012

Catalog number 14420 - (any of below 6 digits)

Flow rate (l/h)	Distance between drippers (m)													
	0.15	0.20	0.25	0.30	0.33	0.40	0.50	0.60	0.65	0.70	0.75	0.80	0.90	1.00
0.38														
0.70				000570			000800					000001	000023	
1.00		001300	001500	001600	001770	001870	001920	002080			002400	002500	000003	002600
1.60			002940	003000		003080	003300	003405			003440	003500		003700
2.30			004300	004400	004500		004650	004800	004870		004883	004900	004950	005200
3.50				005600	005650	005700	005800	005850			006000	006100		006200
Bundled coil length (m)	300	300	300	300	300	300	300	300	300	300	300	300	300	300

Missing catalog numbers available upon request.

# UniRam™ AS

Integral pressure-compensated, continuously self-flushing and anti-siphon mechanism dripper, ideal for deciduous plantations, tree irrigation and permanent sub surface row crops applications. The ultimate solution for sub surface drip irrigation.

→ 16009 - 16010 - 16011 - 16012 - 20010 - 20012



Pressure-compensated




Anti-siphon mechanism



Self-flushing mechanism

## / Benefits & Features

- Pressure-compensated  
Precise and equal amounts of water delivered over a broad pressure range, ensuring 100% uniformity of water and nutrient distribution along the laterals.
- Anti-siphon mechanism  
Prevents contaminants from being drawn into the dripper, making it ideal for sub surface applications.
- Continuously self-flushing  
Flushes debris throughout operation, while ensuring constant dripper operation even in challenging water quality.
- Physical root barrier  
Better protection against root intrusion, utilizing unique dripper design that creates physical barriers protecting the dripper from root growth into its labyrinth.
- Wide filtration area  
Ensures optimal performance even under harsh water conditions, preventing the entrance of sediment into the labyrinths.
- Wide water passages  
TurboNet™ labyrinth ensures wide water passages, large deep and wide cross-section that improves clogging resistance. The water is drawn into the dripper from the stream center, preventing the entrance of sediment into the drippers.
- Hybrid (optional)  
 New patented add-on to UniRam™, features an on line saddle that allows to combine the benefits of an integral dripper to connect Netafim™ press fit adaptors and prevents drop migration on slopes in certain conditions\*.

\*Please contact your Netafim™ local representative to get more information on the drop migration feature.

# / Specifications

- Pressure-compensated range: 0.5 - 4.0 bar.
- Largest filter in the industry. Recommended filtration: depending on dripper flow rate. Filtration method selected based on the kind and concentration of dirt particles contained in the water. Wherever sand exceeding 2 ppm exists in the water, a Hydrocyclone should be installed before the main filter. Where sand/silt/clay solids exceed 100 ppm, pre treatment it should be applied following Netafim™ expert instructions.
- Double TurboNet™ labyrinth with large water passage.
- Weldable into thick wall driplines (0.90, 1.00, 1.10, 1.20 mm).
- Injected dripper, very low CV with injected silicon diaphragm.
- High UV resistant. Resistant to standard nutrients used in agriculture.
- Compliance ISO 9261 international standards.

## → Drippers technical data

Flow rate* (l/h)	Working pressure range (bar)	Water passages dimensions width-depth-length (mm)	Filtration area (mm²)	Constant K	Exponent* X	Recommended filtration (micron)/(mesh)
0.70	0.5 - 4.0	0.70 x 0.65 x 40	110	0.70	0	130/120
1.00		0.83 x 0.74 x 40	130	1.00	0	130/120
1.60		1.09 X 0.76 x 40	130	1.60	0	200/80
2.30		1.26 x 0.93 x 40	130	2.30	0	200/80
3.50		1.59 x 1.07 x 40	150	3.50	0	200/80

\* Within working pressure range

## → Driplines technical data

Model	Inside diameter (mm)	Wall thickness (mm)	Outside diameter (mm)	Max. working pressure (bar)	Max. flushing pressure (bar)	KD
16009	14.20	0.90	16.00	3.0	3.9	1.30
16010	14.20	1.00	16.20	3.5	4.6	1.30
16011	14.20	1.10	16.40	3.5	4.6	1.30
16012	14.20	1.20	16.60	4.0	5.2	1.30
20010	17.50	1.00	19.50	3.5	4.6	0.40
20012	17.50	1.20	19.90	4.0	5.2	0.40

## → Driplines package data (on bundled coil)

Model	Wall thickness (mm)	Distance between drippers (m)	Coil length (m)	Average* coil weight (kg)	Coils in a 40 feet container (units)	Total in a 40 feet container (m)
16009	0.90	0.15 to 1.00	500	20.3	330	165000
16010	1.00	0.15 to 1.00	500	22.2	330	165000
16011	1.10	0.15 to 1.00	500	23.4	330	165000
16012	1.20	0.15 to 1.00	400	21.2	352	140800
20010	1.00	0.15 to 1.00	300	17.4	330	99000
20012	1.20	0.15 to 1.00	300	20.2	330	99000

\* Calculated weight average. For further details see "Average Coil Weight Disclaimer"

→ Catalog numbers

**UniRam™ AS 16009**

Catalog number 13740 - (any of below 6 digits)

Flow rate (l/h)	Distance between drippers (m)													
	0.15	0.20	0.25	0.30	0.33	0.40	0.50	0.60	0.65	0.70	0.75	0.80	0.90	1.00
0.70														
1.00		001190		001200		001250	001400	001550	001570	001600				
1.60				002300			002500	002600	002650	002700	002750	002800		
2.30				003400		003690	003700	003800	003850	003870	003900	004000	004100	004200
3.50						009750	010035	010040	010045	010050	010100	010150	010200	000001
Bundled coil length (m)	500	500	500	500	500	500	500	500	500	500	500	500	500	500

Missing catalog numbers available upon request.

**UniRam™ AS 16010**

Catalog number 13720 - (any of below 6 digits)

Flow rate (l/h)	Distance between drippers (m)													
	0.15	0.20	0.25	0.30	0.33	0.40	0.50	0.60	0.65	0.70	0.75	0.80	0.90	1.00
0.70		000180	000185	000200		000220	000240	000260			000280			000300
1.00	000380	000400	000450	000500	000036	000600	000700	000800	000840	000850	000900	001000	001030	001200
1.60	001450	001520	001550	001600	001650	001700	001800	001900	001950	001965	002000	002100	002200	002500
2.30		002600	002620	002700	002750	002850	002900	003000	003100	003150	003200	003300	003400	003600
3.50		003950		004000	004100	004160	004200	004270	004300	004350	004370	004440	004470	004500
Bundled coil length (m)	500	500	500	500	500	500	500	500	500	500	500	500	500	500

Missing catalog numbers available upon request.

**UniRam™ AS 16011**

Catalog number 13708 - (any of below 6 digits)

Flow rate (l/h)	Distance between drippers (m)													
	0.15	0.20	0.25	0.30	0.33	0.40	0.50	0.60	0.65	0.70	0.75	0.80	0.90	1.00
0.70														
1.00														
1.60												000001		
2.30												002000		002500
3.50														
Bundled coil length (m)	500	500	500	500	500	500	500	500	500	500	500	500	500	500

Missing catalog numbers available upon request.

**UniRam™ AS 16012**

Catalog number 13700 - (any of below 6 digits)

Flow rate (l/h)	Distance between drippers (m)													
	0.15	0.20	0.25	0.30	0.33	0.40	0.50	0.60	0.65	0.70	0.75	0.80	0.90	1.00
0.70				000100							000001			
1.00		000400	000450	000500		000550	000600	000680			000002		000005	000900
1.60		001000		001050	001087	001095	001100	001150			001200			001400
2.30				001700	001800	001900	002000	002050	002100	002200	002300	002350		002500
3.50				003200		003300	003400			003550	003600			004000
Bundled coil length (m)	400	400	400	400	400	400	400	400	400	400	400	400	400	400

Missing catalog numbers available upon request.



## UniRam™ AS 20010

Catalog number 14520 - (any of below 6 digits)

Flow rate (l/h)	Distance between drippers (m)													
	0.15	0.20	0.25	0.30	0.33	0.40	0.50	0.60	0.65	0.70	0.75	0.80	0.90	1.00
0.70														
1.00			000007	001000		001025	001050	001100			001200			001300
1.60				001800		001900	001950	002050		002065	002070	002100		002200
2.30				002400		002500	002550	002600		002650	002700	002800		003000
3.50				003500		003600	003700	003800		003850	003890	004000		004100
Bundled coil length (m)	300	300	300	300	300	300	300	300	300	300	300	300	300	300

Missing catalog numbers available upon request.

## UniRam™ AS 20012

Catalog number 14500 - (any of below 6 digits)

Flow rate (l/h)	Distance between drippers (m)													
	0.15	0.20	0.25	0.30	0.33	0.40	0.50	0.60	0.65	0.70	0.75	0.80	0.90	1.00
0.70		000008	000009	007500		007600	007700	007800			007900			008000
1.00		000020	000040	000050		000075	000080	000095			000100	000104	000108	000110
1.60		000170	000200	000300	000360	000400	000600	000700	000006	000800	000900	000960	000970	000980
2.30		000990	001020	001150	001310	001450	001550	001800	001850	001920	001950	002100	002300	002400
3.50				005300		005400	005700	005800		005900	006000	006100	006200	006700
Bundled coil length (m)	300	300	300	300	300	300	300	300	300	300	300	300	300	300

Missing catalog numbers available upon request.

# UniRam™ AS XR

Integral pressure-compensated, continuously self-flushing and anti-siphon mechanism dripper, ideal for permanent sub surface crops applications with extra root protection.

→ 16009 - 16010 - 16012 - 20010 - 20012



Root intrusion protection




Pressure-compensated



Anti-siphon mechanism

## / Benefits & Features

- Extra root intrusion protection (XR) Drippers are protected against root intrusion better than all other options, utilizing a patented root inhibitor within the dripper cover that prevents root intrusion into the dripper labyrinth. Better protection against root intrusion without reliance on chemicals. Long-lasting protection due to non-migrating active ingredients embedded in the dripper cover.
- Pressure-compensated Precise and equal amounts of water delivered over a broad pressure range, ensuring 100% uniformity of water and nutrient distribution along the laterals.
- Anti-siphon mechanism Prevents contaminants from being drawn into the dripper, making it ideal for sub surface applications.
- Continuously self-flushing Flushes debris throughout operation, while ensuring constant dripper operation even in challenging water quality.
- Physical root barrier Better protection against root intrusion, utilizing unique dripper design that creates physical barriers protecting the dripper from root growth into its labyrinth.
- Wide filtration area Ensures optimal performance even under harsh water conditions, preventing the entrance of sediment into the labyrinths.
- Wide water passages TurboNet™ labyrinth ensures wide water passages, large deep and wide cross-section that improves clogging resistance. The water is drawn into the dripper from the stream center, preventing the entrance of sediments into the drippers.
- Hybrid (optional)  New patented add-on to UniRam™, features an on line saddle that allows to combine the benefits of an integral dripper to connect Netafim™ press fit adaptors and prevents drop migration on slopes in certain conditions\*.

\*Please contact your Netafim™ local representative to get more information on the drop migration feature.

# / Specifications

- Pressure-compensated range: 0.5 - 4.0 bar.
- Largest filter in the industry. Recommended filtration: depending on dripper flow rate. Filtration method selected based on the kind and concentration of dirt particles contained in the water. Wherever sand exceeding 2 ppm exists in the water, a Hydrocyclone should be installed before the main filter. Where sand/silt/clay solids exceed 100 ppm, pre treatment it should be applied following Netafim™ expert instructions.
- Double TurboNet™ labyrinth with large water passage.
- Weldable into thick wall driplines (0.90, 1.00, 1.20 mm).
- Injected dripper, very low CV with injected silicon diaphragm.
- High UV resistant. Resistant to standard nutrients used in agriculture.
- Compliance ISO 9261 international standards.

## → Drippers technical data

Flow rate* (l/h)	Working pressure range (bar)	Water passages dimensions width-depth-length (mm)	Filtration area (mm <sup>2</sup> )	Constant K	Exponent* X	Recommended filtration (micron)/(mesh)
0.70	0.5 – 4.0	0.70 x 0.65 x 40	110	0.70	0	130/120
1.00		0.83 x 0.74 x 40	130	1.00	0	130/120
1.60		1.09 X 0.76 x 40	130	1.60	0	200/80
2.30		1.26 x 0.93 x 40	130	2.30	0	200/80
3.50		1.59 x 1.07 x 40	150	3.50	0	200/80

\* Within working pressure range

## → Driplines technical data

Model	Inside diameter (mm)	Wall thickness (mm)	Outside diameter (mm)	Max. working pressure (bar)	Max. flushing pressure (bar)	KD
16009	14.20	0.90	16.00	3.0	3.9	1.30
16010	14.20	1.00	16.20	3.5	4.6	1.30
16012	14.20	1.20	16.60	4.0	5.2	1.30
20010	17.50	1.00	19.50	3.5	4.6	0.40
20012	17.50	1.20	19.90	4.0	5.2	0.40

## → Driplines package data (on bundled coil)

Model	Wall thickness (mm)	Distance between drippers (m)	Coil length (m)	Average* coil weight (kg)	Coils in a 40 feet container (units)	Total in a 40 feet container (m)
16009	0.90	0.15 to 1.00	500	20.3	330	165000
16010	1.00	0.15 to 1.00	500	22.2	330	165000
16012	1.20	0.15 to 1.00	400	21.2	352	140800
20010	1.00	0.15 to 1.00	300	17.4.	330	99000
20012	1.20	0.15 to 1.00	300	20.2	330	99000

\* Calculated weight average. For further details see "Average Coil Weight Disclaimer"

→ Catalog numbers

**UniRam™ AS XR 16009**

Catalog number 13733 - (any of bellow 6 digits)

Flow rate (l/h)	Distance between drippers (m)													
	0.15	0.20	0.25	0.30	0.33	0.40	0.50	0.60	0.65	0.70	0.75	0.80	0.90	1.00
0.70														
1.00														
1.60														
2.30														
3.50														
Bundled coil length (m)	500	500	500	500	500	500	500	500	500	500	500	500	500	500

Missing catalog numbers available upon request.

**UniRam™ AS XR 16010**

Catalog number 13735 - (any of bellow 6 digits)

Flow rate (l/h)	Distance between drippers (m)													
	0.15	0.20	0.25	0.30	0.33	0.40	0.50	0.60	0.65	0.70	0.75	0.80	0.90	1.00
0.70							000017							
1.00						000880	000881	000900			000008			001010
1.60				001410		001610	001710	001900			002010			
2.30				003310		000015	003510	003530			003550			000005
3.50				000009			005110			000006	000001			000010
Bundled coil length (m)	500	500	500	500	500	500	500	500	500	500	500	500	500	500

Missing catalog numbers available upon request.

**UniRam™ AS XR 16012**

Catalog number 13737 - (any of bellow 6 digits)

Flow rate (l/h)	Distance between drippers (m)													
	0.15	0.20	0.25	0.30	0.33	0.40	0.50	0.60	0.65	0.70	0.75	0.80	0.90	1.00
0.70														
1.00						001050	001060	001065						
1.60				000007		000006	000003							
2.30						000009	000005	000004	000011					
3.50				000002		000001								
Bundled coil length (m)	400	400	400	400	400	400	400	400	400	400	400	400	400	400

Missing catalog numbers available upon request.

**UniRam™ AS XR 20010**

Catalog number 14380 - (any of below 6 digits)

Flow rate (l/h)	Distance between drippers (m)													
	0.15	0.20	0.25	0.30	0.33	0.40	0.50	0.60	0.65	0.70	0.75	0.80	0.90	1.00
0.70														
1.00				001000			001050							
1.60				000010	000011	001690	001720	001900			001930	002100		000009
2.30						004000	004030	004040			004070	004080		
3.50				005000		005030	005050	000008						
Bundled coil length (m)	300	300	300	300	300	300	300	300	300	300	300	300	300	300

Missing catalog numbers available upon request.

## UniRam™ AS XR 20012

Catalog number 14510 - (any of below 6 digits)

Flow rate (l/h)	Distance between drippers (m)													
	0.15	0.20	0.25	0.30	0.33	0.40	0.50	0.60	0.65	0.70	0.75	0.80	0.90	1.00
0.70														
1.00		000007					000002	000003						001500
1.60				002580		002600	002700	002800	000001		000004			000005
2.30		004200		004220		004230	004600	004700			000009	004770		004790
3.50							005700				000008			
Bundled coil length (m)	300	300	300	300	300	300	300	300	300	300	300	300	300	300

Missing catalog numbers available upon request.

# UniRam™ AS XRS

Integral pressure-compensated, continuously self-flushing and anti-siphon mechanism dripper, ideal for permanent sub surface crops applications with extra root intrusion and strangulation protection. The dripline utilizes dynamic root protection in the dripper and on the pipe.

→ 16009 - 16010 - 16012 - 20010 - 20012



Root Intrusion protection



Root strangulation protection



Pressure-compensated

## / Benefits & Features

- Extra root intrusion and strangulation protection (XRS)

Drippers are protected against root intrusion better than all other options, with a patented root inhibitor within the dripper cover that prevents root intrusion into the dripper labyrinth, combined with an external stripe that prohibits root strangulation of the pipe. With no reliance on chemicals, drippers offer long-lasting protection due to non-migrating active ingredients embedded in the dripper cover.
- Pressure-compensated

Precise and equal amounts of water delivered over a broad pressure range, ensuring 100% uniformity of water and nutrient distribution along the laterals.
- Anti-siphon mechanism


Prevents contaminants from being drawn into the dripper, making it ideal for sub surface applications.
- Continuously self-flushing

Flushes debris throughout operation, while ensuring constant dripper operation even in challenging water quality.
- Physical root barrier

Better protection against root intrusion, utilizing unique dripper design that creates physical barriers protecting the dripper from root growth into its labyrinth.
- Wide filtration area

Ensures optimal performance even under harsh water conditions, preventing the entrance of sediment into the labyrinths.
- Wide water passages

TurboNet™ labyrinth ensures wide water passages, large deep and wide cross-section that improves clogging resistance. The water is drawn into the dripper from the stream center, preventing the entrance of sediments into the drippers.
- Hybrid (optional)

 New patented add-on to UniRam™, features an on line saddle that allows to combine the benefits of an integral dripper to connect Netafim™ press fit adaptors and prevents drop migration on slopes in certain conditions\*.

\*Please contact your Netafim™ local representative to get more information on the drop migration feature.

# / Specifications

- Pressure-compensated range: 0.5 - 4.0 bar.
- Largest filter in the industry. Recommended filtration: depending on dripper flow rate. Filtration method selected based on the kind and concentration of dirt particles contained in the water. Wherever sand exceeding 2 ppm exists in the water, a Hydrocyclone should be installed before the main filter. Where sand/silt/clay solids exceed 100 ppm, pre treatment it should be applied following Netafim™ expert instructions.
- Double TurboNet™ labyrinth with large water passage.
- Weldable into thick wall driplines (0.90, 1.00, 1.20 mm).
- Injected dripper, very low CV with injected silicon diaphragm.
- High UV resistant. Resistant to standard nutrients used in agriculture.
- Compliance ISO 9261 international standards.

## → Drippers technical data

Flow rate* (l/h)	Working pressure range (bar)	Water passages dimensions width-depth-length (mm)	Filtration area (mm <sup>2</sup> )	Constant K	Exponent* X	Recommended filtration (micron)/(mesh)
0.70	0.5 – 4.0	0.70 x 0.65 x 40	110	0.70	0	130/120
1.00		0.83 x 0.74 x 40	130	1.00	0	130/120
1.60		1.09 X 0.76 x 40	130	1.60	0	200/80
2.30		1.26 x 0.93 x 40	130	2.30	0	200/80
3.50		1.59 x 1.07 x 40	150	3.50	0	200/80

\* Within working pressure range

## → Driplines technical data

Model	Inside diameter (mm)	Wall thickness (mm)	Outside diameter (mm)	Max. working pressure (bar)	Max. flushing pressure (bar)	KD
16009	14.20	0.90	16.00	3.0	3.9	1.30
16010	14.20	1.00	16.20	3.5	4.6	1.30
16012	14.20	1.20	16.60	4.0	5.2	1.30
20010	17.50	1.00	19.50	3.5	4.6	0.40
20012	17.50	1.20	19.90	4.0	5.2	0.40

## → Driplines package data (on bundled coil)

Model	Wall thickness (mm)	Distance between drippers (m)	Coil length (m)	Average* coil weight (kg)	Coils in a 40 feet container (units)	Total in a 40 feet container (m)
16009	0.90	0.15 to 1.00	500	20.3	330	165000
16010	1.00	0.15 to 1.00	500	22.2	330	165000
16012	1.20	0.15 to 1.00	400	21.2	352	140800
20010	1.00	0.15 to 1.00	300	17.4	330	99000
20012	1.20	0.15 to 1.00	300	20.2	330	99000

\* Calculated weight average. For further details see "Average Coil Weight Disclaimer"

→ **Catalog numbers**

**UniRam™ AS XRS 16009**

Catalog number 13741 - (any of bellow 6 digits)

Flow rate (l/h)	Distance between drippers (m)													
	0.15	0.20	0.25	0.30	0.33	0.40	0.50	0.60	0.65	0.70	0.75	0.80	0.90	1.00
0.70														
1.00														
1.60				000001										
2.30														
3.50														
Bundled coil length (m)	500	500	500	500	500	500	500	500	500	500	500	500	500	500

Missing catalog numbers available upon request.

**UniRam™ AS XRS 16010**

Catalog number 13742 - (any of bellow 6 digits)

Flow rate (l/h)	Distance between drippers (m)													
	0.15	0.20	0.25	0.30	0.33	0.40	0.50	0.60	0.65	0.70	0.75	0.80	0.90	1.00
0.70														
1.00														
1.60				000001										
2.30														
3.50														
Bundled coil length (m)	500	500	500	500	500	500	500	500	500	500	500	500	500	500

Missing catalog numbers available upon request.

**UniRam™ AS XRS 16012**

Catalog number 13743 - (any of bellow 6 digits)

Flow rate (l/h)	Distance between drippers (m)													
	0.15	0.20	0.25	0.30	0.33	0.40	0.50	0.60	0.65	0.70	0.75	0.80	0.90	1.00
0.70														
1.00														
1.60				000001										
2.30														
3.50														
Bundled coil length (m)	400	400	400	400	400	400	400	400	400	400	400	400	400	400

Missing catalog numbers available upon request.

**UniRam™ AS XRS 20010**

Catalog number 13745 - (any of below 6 digits)

Flow rate (l/h)	Distance between drippers (m)													
	0.15	0.20	0.25	0.30	0.33	0.40	0.50	0.60	0.65	0.70	0.75	0.80	0.90	1.00
0.70														
1.00														
1.60				000001										
2.30														
3.50														
Bundled coil length (m)	300	300	300	300	300	300	300	300	300	300	300	300	300	300

Missing catalog numbers available upon request.



**UniRam™ AS XRS 20012**

Catalog number 13744 - (any of below 6 digits)

Flow rate (l/h)	Distance between drippers (m)													
	0.15	0.20	0.25	0.30	0.33	0.40	0.50	0.60	0.65	0.70	0.75	0.80	0.90	1.00
0.70														
1.00														
1.60				000001										
2.30														
3.50														
Bundled coil length (m)	300	300	300	300	300	300	300	300	300	300	300	300	300	300

Missing catalog numbers available upon request.

# UniRam™ CNL

Integral pressure-compensated, continuously self-flushing, anti-siphon and anti-drain mechanism dripper, ideal for greenhouses, deciduous plantations, tree irrigation, and permanent applications that require intensive irrigation scheduling.

→ 16009 - 16010 - 16011 - 16012 - 20010 - 20012



Pressure-compensated




Anti-drain mechanism



Self-flushing mechanism

## / Benefits & Features

- **Pressure-compensated** Precise and equal amounts of water delivered over a broad pressure range, ensuring 100% uniformity of water and nutrient distribution along the laterals.
- **Anti-siphon mechanism** Prevents contaminants from being drawn into the dripper, making it ideal for sub surface applications.
- **Anti-drain mechanism (CNL)** Eliminates drainage and refill effect, and improves efficiency in pulse irrigation even in steep topography.
- **Continuously self-flushing** Flushes debris throughout operation, while ensuring constant dripper operation even in challenging water quality.
- **Physical root barrier** Better protection against root intrusion, utilizing unique dripper design that creates physical barriers protecting the dripper from root growth into its labyrinth.
- **Wide filtration area** Ensures optimal performance even under harsh water conditions, preventing the entrance of sediment into the labyrinths.
- **Wide water passages** TurboNet™ labyrinth ensures wide water passages, large deep and wide cross-section that improves clogging resistance. The water is drawn into the dripper from the stream center, preventing the entrance of sediments into the drippers.
- **Hybrid (optional)**  New patented add-on to UniRam™, features an on line saddle that allows to combine the benefits of an integral dripper to connect Netafim™ press fit adaptors and prevents drop migration on slopes in certain conditions\*.

\*Please contact your Netafim™ local representative to get more information on the drop migration feature.

# / Specifications

- Pressure-compensated range: 1.0 - 4.0 bar.
- Largest filter in the industry. Recommended filtration: 130 micron / 120 mesh. Filtration method selected based on the kind and concentration of dirt particles contained in the water. Wherever sand exceeding 2 ppm exists in the water, a Hydrocyclone should be installed before the main filter. Where sand/silt/clay solids exceed 100 ppm, pre treatment it should be applied following Netafim™ expert instructions.
- Double TurboNet™ labyrinth with large water passage.
- Weldable into thick wall driplines (0.90, 1.00, 1.10, 1.20 mm).
- Injected dripper, very low CV with injected silicon diaphragm.
- High UV resistant. Resistant to standard nutrients used in agriculture.
- Compliance ISO 9261 international standards.

## → Drippers technical data

Flow rate* (l/h)	Working pressure range (bar)	Water passages dimensions width-depth-length (mm)	Filtration area (mm <sup>2</sup> )	Constant K	Exponent* X	Recommended filtration (micron)/(mesh)	Shut off pressure (bar)
0.70	1.0 – 4.0	0.70 x 0.65 x 40	110	0.70	0	130/120	0.14
1.00		0.83 x 0.74 x 40	130	1.00	0	130/120	0.14
1.60		1.09 X 0.76 x 40	130	1.60	0	130/120	0.14
2.30		1.26 x 0.93 x 40	130	2.30	0	130/120	0.14
3.50		1.59 x 1.07 x 40	150	3.50	0	130/120	0.14

\* Within working pressure range

## → Driplines technical data

Model	Inside diameter (mm)	Wall thickness (mm)	Outside diameter (mm)	Max. working pressure (bar)	Max. flushing pressure (bar)	KD
16009	14.20	0.90	16.00	3.0	3.9	1.30
16010	14.20	1.00	16.20	3.5	4.6	1.30
16011	14.20	1.10	16.40	3.5	4.6	1.30
16012	14.20	1.20	16.60	4.0	5.2	1.30
20010	17.50	1.00	19.50	3.5	4.6	0.40
20012	17.50	1.20	19.90	4.0	5.2	0.40

## → Driplines package data (on bundled coil)

Model	Wall thickness (mm)	Distance between drippers (m)	Coil length (m)	Average* coil weight (kg)	Coils in a 40 feet container (units)	Total in a 40 feet container (m)
16009	0.90	0.15 to 1.00	500	20.3	330	165000
16010	1.00	0.15 to 1.00	500	22.2	330	165000
16011	1.10	0.15 to 1.00	500	23.4	330	165000
16012	1.20	0.15 to 1.00	400	21.2	352	140800
20010	1.00	0.15 to 1.00	300	17.4	330	99000
20012	1.20	0.15 to 1.00	300	20.2	330	99000

\* Calculated weight average. For further details see "Average Coil Weight Disclaimer"

→ Catalog numbers

**UniRam™ CNL 16009**

Catalog number 13920 - (any of below 6 digits)

Flow rate (l/h)	Distance between drippers (m)													
	0.15	0.20	0.25	0.30	0.33	0.40	0.50	0.60	0.65	0.70	0.75	0.80	0.90	1.00
0.70	000700													
1.00	001150	001200		001300		001400	001500	001700						
1.60	002100	002200		002300		002500	002600							
2.30				003400			003600							
3.50														
Bundled coil length (m)	500	500	500	500	500	500	500	500	500	500	500	500	500	500

Missing catalog numbers available upon request.

**UniRam™ CNL 16010**

Catalog number 13900 - (any of below 6 digits)

Flow rate (l/h)	Distance between drippers (m)													
	0.15	0.20	0.25	0.30	0.33	0.40	0.50	0.60	0.65	0.70	0.75	0.80	0.90	1.00
0.70	000217	000250				000006	000001							
1.00	001000	001100	001150	001200	001230	001260	001300	001325			001350	001400	001800	002000
1.60	004400	004500	004550	004600	004630	004700	004800	004900	004950		005000	005200		005300
2.30	005600	005700	005900	006000	006050	006200	006400	006500	006550		006700	006800	006900	007000
3.50	007300	007350	007400	007500	007530	007600	007700	007900			008200	008300	008400	008500
Bundled coil length (m)	500	500	500	500	500	500	500	500	500	500	500	500	500	500

Missing catalog numbers available upon request.

**UniRam™ CNL 16011**

Catalog number 13881 - (any of below 6 digits)

Flow rate (l/h)	Distance between drippers (m)													
	0.15	0.20	0.25	0.30	0.33	0.40	0.50	0.60	0.65	0.70	0.75	0.80	0.90	1.00
0.70														
1.00														
1.60				000002										
2.30														
3.50														
Bundled coil length (m)	500	500	500	500	500	500	500	500	500	500	500	500	500	500

Missing catalog numbers available upon request.

**UniRam™ CNL 16012**

Catalog number 13880 - (any of below 6 digits)

Flow rate (l/h)	Distance between drippers (m)													
	0.15	0.20	0.25	0.30	0.33	0.40	0.50	0.60	0.65	0.70	0.75	0.80	0.90	1.00
0.70	000050	000100		000007			000400							
1.00	001095	001100	001150	001200		001300	001400	001500			000008			002000
1.60	002800	002900	003000	003100	003150	003200	003300				003700	003800		004200
2.30	004700	004720	004900	005000	005150	005300	005400				000003	005700		005850
3.50				006500		006400	006700							007000
Bundled coil length (m)	400	400	400	400	400	400	400	400	400	400	400	400	400	400

Missing catalog numbers available upon request.

### UniRam™ CNL 20010

Catalog number 14560 - (any of below 6 digits)

Flow rate (l/h)	Distance between drippers (m)													
	0.15	0.20	0.25	0.30	0.33	0.40	0.50	0.60	0.65	0.70	0.75	0.80	0.90	1.00
0.70				000004										
1.00		000900	000950	001000			001300							002000
1.60	004200	004300	004400	004500		004600	004700	004800				005000		
2.30		005500	005600	005700		005800	005900	006000			006100	006300		006500
3.50			006950	007000		007200	007300	007400						
Bundled coil length (m)	300	300	300	300	300	300	300	300	300	300	300	300	300	300

Missing catalog numbers available upon request.

### UniRam™ CNL 20012

Catalog number 14540 - (any of below 6 digits)

Flow rate (l/h)	Distance between drippers (m)													
	0.15	0.20	0.25	0.30	0.33	0.40	0.50	0.60	0.65	0.70	0.75	0.80	0.90	1.00
0.70		007000				000030		007100						
1.00	000070	000100	000120	000140		000153	000160	000170						000200
1.60		000400	000450	000500	000523	000550	000600	000650	000665			000750		000800
2.30	000890	000900	001050	001400	001510	001900	002100	002300		002500	002600		002800	002900
3.50		003880		004000	005450	004100	004200	004300				004600		004800
Bundled coil length (m)	300	300	300	300	300	300	300	300	300	300	300	300	300	300

Missing catalog numbers available upon request.

# UniRam™ HCNL

Integral pressure-compensated, continuously self-flushing, anti-siphon and anti-drain mechanism dripper, ideal for greenhouses, deciduous plantations and tree irrigation, and permanent applications that require intensive irrigation scheduling in complex topographies.

→ 16009 - 16010 - 16012 - 20010 - 20012



Pressure-compensated




Anti-drain mechanism



Self-flushing mechanism

## / Benefits & Features

- **Pressure-compensated** Precise and equal amounts of water delivered over a broad pressure range, ensuring 100% uniformity of water and nutrient distribution along the laterals.
- **Anti-siphon mechanism** Prevents contaminants from being drawn into the dripper, making it ideal for sub surface applications.
- **Anti-drain mechanism (HCNL)** Eliminates drainage and refill effect, and improves efficiency in pulse irrigation even in steep topography.
- **Continuously self-flushing** Flushes debris throughout operation, while ensuring constant dripper operation even in challenging water quality.
- **Physical root barrier** Better protection against root intrusion, utilizing unique dripper design that creates physical barriers protecting the dripper from root growth into its labyrinth.
- **Wide filtration area** Ensures optimal performance even under harsh water conditions, preventing the entrance of sediment into the labyrinths.
- **Wide water passages** TurboNet™ labyrinth ensures wide water passages, large deep and wide cross-section that improves clogging resistance. The water is drawn into the dripper from the stream center, preventing the entrance of sediments into the drippers.
- **Hybrid (optional)**  New patented add-on to UniRam™, features an on line saddle that allows to combine the benefits of an integral dripper to connect Netafim™ press fit adaptors and prevents drop migration on slopes in certain conditions\*.

\*Please contact your Netafim™ local representative to get more information on the drop migration feature.

# Specifications

- Pressure-compensated range: 1.5 - 4.0 bar.
- Largest filter in the industry. Recommended filtration: 130 micron / 120 mesh. Filtration method selected based on the kind and concentration of dirt particles contained in the water. Wherever sand exceeding 2 ppm exists in the water, a Hydrocyclone should be installed before the main filter. Where sand/silt/clay solids exceed 100 ppm, pre treatment it should be applied following Netafim™ expert instructions.
- Double TurboNet™ labyrinth with large water passage.
- Weldable into thick wall driplines (0.90, 1.00, 1.20 mm).
- Injected dripper, very low CV with injected silicon diaphragm.
- High UV resistant. Resistant to standard nutrients used in agriculture.
- Compliance ISO 9261 international standards.

## → Drippers technical data

Flow rate* (l/h)	Working pressure range (bar)	Water passages dimensions width-depth-length (mm)	Filtration area (mm <sup>2</sup> )	Constant K	Exponent* X	Recommended filtration (micron)/(mesh)	Shut off pressure (bar)
0.85	1.5 – 4.0	0.70 x 0.65 x 40	110	0.85	0	130/120	0.25
1.25		0.83 x 0.74 x 40	130	1.25	0	130/120	0.25
2.00		1.09 X 0.76 x 40	130	2.00	0	130/120	0.25
2.90		1.26 x 0.93 x 40	130	2.90	0	130/120	0.25
4.40		1.59 x 1.07 x 40	150	4.40	0	130/120	0.25

\* Within working pressure range

## → Driplines technical data

Model	Inside diameter (mm)	Wall thickness (mm)	Outside diameter (mm)	Max. working pressure (bar)	Max. flushing pressure (bar)	KD
16009	14.20	0.90	16.00	3.0	3.9	1.30
16010	14.20	1.00	16.20	3.5	4.6	1.30
16012	14.20	1.20	16.60	4.0	5.2	1.30
20010	17.50	1.00	19.50	3.5	4.6	0.40
20012	17.50	1.20	19.90	4.0	5.2	0.40

## → Driplines package data (on bundled coil)

Model	Wall thickness (mm)	Distance between drippers (m)	Coil length (m)	Average* coil weight (kg)	Coils in a 40 feet container (units)	Total in a 40 feet container (m)
16009	0.90	0.15 to 1.00	500	20.3	330	165000
16010	1.00	0.15 to 1.00	500	22.2	330	165000
16012	1.20	0.15 to 1.00	400	21.2	352	140800
20010	1.00	0.15 to 1.00	300	17.4	330	99000
20012	1.20	0.15 to 1.00	300	20.2	330	99000

\* Calculated weight average. For further details see "Average Coil Weight Disclaimer"

→ Catalog numbers

**UniRam™ HCNL 16009**

Catalog number 13925 - (any of below 6 digits)

Flow rate (l/h)	Distance between drippers (m)													
	0.15	0.20	0.25	0.30	0.33	0.40	0.50	0.60	0.65	0.70	0.75	0.80	0.90	1.00
0.85		000005	000001	002045		002200	002210							
1.25	003880	003900		004000		000004								
2.00				000013		005400	005470							
2.90						000003								
4.40														
Bundled coil length (m)	500	500	500	500	500	500	500	500	500	500	500	500	500	500

Missing catalog numbers available upon request.

**UniRam™ HCNL 16010**

Catalog number 13910 - (any of below 6 digits)

Flow rate (l/h)	Distance between drippers (m)													
	0.15	0.20	0.25	0.30	0.33	0.40	0.50	0.60	0.65	0.70	0.75	0.80	0.90	1.00
0.85		000800	000810	000900		001060	001080							
1.25	000006	002000	002100	002400	002500	002600	002700							
2.00	003150	003230	003300	003400		003500	003600					000005		
2.90			000001					000001						004500
4.40							006660			006680				006600
Bundled coil length (m)	500	500	500	500	500	500	500	500	500	500	500	500	500	500

Missing catalog numbers available upon request.

**UniRam™ HCNL 16012**

Catalog number 13870 - (any of below 6 digits)

Flow rate (l/h)	Distance between drippers (m)													
	0.15	0.20	0.25	0.30	0.33	0.40	0.50	0.60	0.65	0.70	0.75	0.80	0.90	1.00
0.85		000001												
1.25				004000										
2.00			000003	005290		005300	005400							
2.90														000007
4.40														
Bundled coil length (m)	400	400	400	400	400	400	400	400	400	400	400	400	400	400

Missing catalog numbers available upon request.

**UniRam™ HCNL 20010**

Catalog number 14565 - (any of below 6 digits)

Flow rate (l/h)	Distance between drippers (m)													
	0.15	0.20	0.25	0.30	0.33	0.40	0.50	0.60	0.65	0.70	0.75	0.80	0.90	1.00
0.85		000630		000640		000650	000002							
1.25		001290		001300										
2.00			000001	002300				002400						
2.90							003500							
4.40							004500							
Bundled coil length (m)	300	300	300	300	300	300	300	300	300	300	300	300	300	300

Missing catalog numbers available upon request.



## UniRam™ HCNL 20012

Catalog number 14550 - (any of below 6 digits)

Flow rate (l/h)	Distance between drippers (m)													
	0.15	0.20	0.25	0.30	0.33	0.40	0.50	0.60	0.65	0.70	0.75	0.80	0.90	1.00
0.85		000100	000110				000002	000200						
1.25	000980	001000	001090	001100		001200	001300						001750	001800
2.00			001900	002000			002400	002500	000001		002850			002950
2.90				003100		003150								003400
4.40						004100	004200	004300				004700	004800	
Bundled coil length (m)	300	300	300	300	300	300	300	300	300	300	300	300	300	300

Missing catalog numbers available upon request.

# UniWine™ RC

Integral pressure-compensated, continuously self-flushing dripper, ideal for permanent on surface vineyard applications in freezing climates.

→ 16010 - 20012



Pressure-compensated




Drainage mechanism



Self-flushing mechanism

## / Benefits & Features

- Pressure-compensated  
Precise and equal amounts of water delivered over a broad pressure range, ensuring 100% uniformity of water and nutrient distribution along the laterals.
- Drainage mechanism  
The dripper integrates a drainage mechanism that drains water from the pipe at the end of the irrigation cycle, to allow easier recoiling of the dripline at the end of the crop cycle. Also helps in countries where temperatures may drop below zero.
- Continuously self-flushing  
Flushes debris throughout operation, while ensuring constant dripper operation even in challenging water quality.
- Physical root barrier  
Better protection against root intrusion, utilizing unique dripper design that creates physical barriers protecting the dripper from root growth into its labyrinth.
- Wide filtration area  
Ensures optimal performance even under harsh water conditions, preventing the entrance of sediment into the labyrinths.
- Wide water passages  
TurboNet™ labyrinth ensures wide water passages, large deep and wide cross-section that improves clogging resistance. The water is drawn into the dripper from the stream center, preventing the entrance of sediments into the drippers.
- Anti-migration ring  
Optional, assembled anti-migration ring, helpful for hanging the driplines on metal wires.
- Hybrid (optional)  
 New patented add-on to UniRam™, features an on line saddle that allows to combine the benefits of an integral dripper to connect Netafim™ press fit adaptors and prevents drop migration on slopes in certain conditions\*.

\*Please contact your Netafim™ local representative to get more information on the drop migration feature.

# / Specifications

- Pressure-compensated range: 0.5 - 4.0 bar.
- Largest filter in the industry. Recommended filtration: depending on dripper flow rate. Filtration method selected based on the kind and concentration of dirt particles contained in the water. Wherever sand exceeding 2 ppm exists in the water, a Hydrocyclone should be installed before the main filter. Where sand/silt/clay solids exceed 100 ppm, pre treatment it should be applied following Netafim™ expert instructions.
- Double TurboNet™ labyrinth with large water passage.
- Weldable into thick wall driplines (1.00, 1.20 mm).
- Injected dripper, very low CV with injected silicon diaphragm.
- UV resistant. Resistant to standard nutrients used in agriculture.
- Compliance ISO 9261 international standards.
- Two violet stripes for easy identification.

## → Drippers technical data

Flow rate* (l/h)	Working pressure range (bar)	Water passages dimensions width-depth-length (mm)	Filtration area (mm <sup>2</sup> )	Constant K	Exponent* X	Recommended filtration (micron)/(mesh)
0.70	0.5 - 4.0	0.70 x 0.65 x 40	110	0.70	0	130/120
1.00		0.83 x 0.74 x 40	130	1.00	0	130/120
1.60		1.09 X 0.76 x 40	130	1.60	0	200/80
2.30		1.26 x 0.93 x 40	130	2.30	0	200/80
3.50		1.59 x 1.07 x 40	150	3.50	0	200/80

\* Within working pressure range

## → Driplines technical data

Model	Inside diameter (mm)	Wall thickness (mm)	Outside diameter (mm)	Max. working pressure (bar)	Max. flushing pressure (bar)	KD
16010	14.20	1.00	16.20	3.5	4.6	1.30
20012	17.50	1.20	19.90	4.0	5.2	0.40

## → Driplines package data (on bundled coil) with assembly anti-migration rings

Model	Wall thickness (mm)	Distance between drippers (m)	Coil length (m)	Average* coil weight (kg)	Coils in a 40 feet container (units)	Total in a 40 feet container (m)
16010	1.00	0.15 to 1.00	300	13.5	330	99000
20012	1.20	0.15 to 1.00	300	19.3	330	99000

\* Calculated weight average. For further details see "Average Coil Weight Disclaimer"

→ Catalog numbers



**UniWine™ RC 16010 - with assembly ring**  
 Catalog number 14770 - (any of below 6 digits)

Flow rate (l/h)	Distance between drippers (m)													
	0.15	0.20	0.25	0.30	0.33	0.40	0.50	0.60	0.65	0.70	0.75	0.80	0.90	1.00
0.70														
1.00														
1.60							003800							004000
2.30														
3.50														
Bundled coil length (m)	300	300	300	300	300	300	300	300	300	300	300	300	300	300

Missing catalog numbers available upon request.



**UniWine™ RC 20012 - with assembly ring**  
 Catalog number 14965 - (any of below 6 digits)

Flow rate (l/h)	Distance between drippers (m)													
	0.15	0.20	0.25	0.30	0.33	0.40	0.50	0.60	0.65	0.70	0.75	0.80	0.90	1.00
0.70														
1.00														
1.60														004000
2.30														
3.50														
Bundled coil length (m)	300	300	300	300	300	300	300	300	300	300	300	300	300	300

Missing catalog numbers available upon request.

# UniWine™ AS

Integral pressure-compensated, continuously self-flushing and anti-siphon mechanism dripper, ideal for permanent sub surface vineyard applications. The ultimate solution for sub surface organic vineyards.

→ 16010 - 16012 - 20010 - 20012



Pressure-compensated




Anti-siphon mechanism



Self-flushing mechanism

## / Benefits & Features

- Pressure-compensated  
Precise and equal amounts of water delivered over a broad pressure range, ensuring 100% uniformity of water and nutrient distribution along the laterals.
- Anti-siphon mechanism  
Prevents contaminants from being drawn into the dripper, making it ideal for sub surface applications.
- Continuously self-flushing  
Flushes debris throughout operation, while ensuring constant dripper operation even in challenging water quality.
- Physical root barrier  
Better protection against root intrusion, utilizing unique dripper design that creates physical barriers protecting the dripper from root growth into its labyrinth.
- Wide filtration area  
Ensures optimal performance even under harsh water conditions, preventing the entrance of sediment into the labyrinths.
- Wide water passages  
TurboNet™ labyrinth ensures wide water passages, large deep and wide cross-section that improves clogging resistance. The water is drawn into the dripper from the stream center, preventing the entrance of sediments into the drippers.
- Hybrid (optional)  
 New patented add-on to UniRam™, features an on line saddle that allows to combine the benefits of an integral dripper to connect Netafim™ press fit adaptors and prevents drop migration on slopes in certain conditions\*.  
\*Please contact your Netafim™ local representative to get more information on the drop migration feature.

# Specifications

- Pressure-compensated range: 0.5 - 4.0 bar.
- Largest filter in the industry. Recommended filtration: depending on dripper flow rate. Filtration method selected based on the kind and concentration of dirt particles contained in the water. Wherever sand exceeding 2 ppm exists in the water, a Hydrocyclone should be installed before the main filter. Where sand/silt/clay solids exceed 100 ppm, pre treatment it should be applied following Netafim™ expert instructions.
- Double TurboNet™ labyrinth with large water passage.
- Weldable into thick wall driplines (1.00, 1.20 mm).
- Injected dripper, very low CV with injected silicon diaphragm.
- High UV resistant. Resistant to standard nutrients used in agriculture.
- Compliance ISO 9261 international standards.
- Two violet stripes for easy identification.

## → Drippers technical data

Flow rate* (l/h)	Working pressure range (bar)	Water passages dimensions width-depth-length (mm)	Filtration area (mm <sup>2</sup> )	Constant K	Exponent* X	Recommended filtration (micron)/(mesh)
0.70	0.5 - 4.0	0.70 x 0.65 x 40	110	0.70	0	130/120
1.00		0.83 x 0.74 x 40	130	1.00	0	130/120
1.60		1.09 X 0.76 x 40	130	1.60	0	200/80
2.30		1.26 x 0.93 x 40	130	2.30	0	200/80
3.50		1.59 x 1.07 x 40	150	3.50	0	200/80

\* Within working pressure range

## → Driplines technical data

Model	Inside diameter (mm)	Wall thickness (mm)	Outside diameter (mm)	Max. working pressure (bar)	Max. flushing pressure (bar)	KD
16010	14.20	1.00	16.20	3.5	4.6	1.30
16012	14.20	1.20	16.60	4.0	5.2	1.30
20010	17.50	1.00	19.50	3.5	4.6	0.40
20012	17.50	1.20	19.90	4.0	5.2	0.40

## → Driplines package data (on bundled coil)

Model	Wall thickness (mm)	Distance between drippers (m)	Coil length (m)	Average* coil weight (kg)	Coils in a 40 feet container (units)	Total in a 40 feet container (m)
16010	1.00	0.15 to 1.00	500	22.2	330	165000
16012	1.20	0.15 to 1.00	300	21.2	352	140800
20010	1.00	0.15 to 1.00	300	17.4	330	99000
20012	1.20	0.15 to 1.00	300	20.2	330	99000

\* Calculated weight average. For further details see "Average Coil Weight Disclaimer"

→ Catalog numbers

**UniWine™ AS 16010**

Catalog number 14740 - (any of below 6 digits)

Flow rate (l/h)	Distance between drippers (m)													
	0.15	0.20	0.25	0.30	0.33	0.40	0.50	0.60	0.65	0.70	0.75	0.80	0.90	1.00
0.70														
1.00													000003	
1.60													002150	002220
2.30														
3.50														
Bundled coil length (m)	500	500	500	500	500	500	500	500	500	500	500	500	500	500

Missing catalog numbers available upon request.

**UniWine™ AS 16012**

Catalog number 14715 - (any of below 6 digits)

Flow rate (l/h)	Distance between drippers (m)													
	0.15	0.20	0.25	0.30	0.33	0.40	0.50	0.60	0.65	0.70	0.75	0.80	0.90	1.00
0.70														
1.00														
1.60														
2.30														
3.50														
Bundled coil length (m)	400	400	400	400	400	400	400	400	400	400	400	400	400	400

Missing catalog numbers available upon request.

**UniWine™ AS 20010**

Catalog number 14995 - (any of below 6 digits)

Flow rate (l/h)	Distance between drippers (m)													
	0.15	0.20	0.25	0.30	0.33	0.40	0.50	0.60	0.65	0.70	0.75	0.80	0.90	1.00
0.70														
1.00														
1.60														
2.30									003010					
3.50														
Bundled coil length (m)	300	300	300	300	300	300	300	300	300	300	300	300	300	300

Missing catalog numbers available upon request.

**UniWine™ AS 20012**

Catalog number 14980 - (any of below 6 digits)

Flow rate (l/h)	Distance between drippers (m)													
	0.15	0.20	0.25	0.30	0.33	0.40	0.50	0.60	0.65	0.70	0.75	0.80	0.90	1.00
0.70														
1.00														
1.60														002920
2.30														
3.50														
Bundled coil length (m)	300	300	300	300	300	300	300	300	300	300	300	300	300	300

Missing catalog numbers available upon request.

# UniGray™ CNL & HCNL

Integral pressure-compensated, continuously self-flushing, anti-siphon and anti-drain mechanism dripper, ideal for greenhouses, and permanent applications that require intensive irrigation scheduling. Dripline colored light gray for minimal solar radiation absorption.

→ 16010 - 16012 - 20010 - 20012



Pressure-compensated




Anti-drain mechanism



Self-flushing mechanism

## / Benefits & Features

- Pressure-compensated  
Precise and equal amounts of water delivered over a broad pressure range, ensuring 100% uniformity of water and nutrient distribution along the laterals.
- Anti-siphon mechanism  
Prevents contaminants from being drawn into the dripper, making it ideal for sub surface applications.
- Anti-drain mechanism (CNL & HCNL)  
Eliminates drainage and refill effect, and improves efficiency in pulse irrigation even in steep topography .
- Continuously self-flushing  
Flushes debris throughout operation, while ensuring constant dripper operation even in challenging water quality.
- Physical root barrier  
Better protection against root intrusion, utilizing unique dripper design that creates physical barriers protecting the dripper from root growth into its labyrinth.
- Wide filtration area  
Ensures optimal performance even under harsh water conditions, preventing the entrance of sediment into the labyrinths.
- Wide water passages  
TurboNet™ labyrinth ensures wide water passages, large deep and wide cross-section that improves clogging resistance. The water is drawn into the dripper from the stream center, preventing the entrance of sediments into the drippers.
- Light gray color coded  
The light gray on the outer surface makes it absorb less energy and takes advantage of the radiation inside the greenhouse.
- Hybrid (optional)  

 New patented add-on to UniRam™, features an on line saddle that allows to combine the benefits of an integral dripper to connect Netafim™ press fit adaptors and prevents drop migration on slopes in certain conditions\*.

\*Please contact your Netafim™ local representative to get more information on the drop migration feature.



# / Specifications

- Pressure-compensated range according to tables below.
- Largest filter in the industry. Recommended filtration: 130 micron / 120 mesh. Filtration method selected based on the kind and concentration of dirt particles contained in the water. Wherever sand exceeding 2 ppm exists in the water, a Hydrocyclone should be installed before the main filter. Where sand/silt/clay solids exceed 100 ppm, pre treatment it should be applied following Netafim™ expert instructions.
- Double TurboNet™ labyrinth with large water passage.
- Weldable into thick wall driplines (1.00, 1.20 mm).
- Injected dripper, very low CV with injected silicon diaphragm.
- High UV resistant. Resistant to standard nutrients used in agriculture.
- Compliance ISO 9261 international standards.

## → Drippers technical data - CNL Model

Flow rate* (l/h)	Working pressure range (bar)	Water passages dimensions width-depth-length (mm)	Filtration area (mm <sup>2</sup> )	Constant K	Exponent* X	Recommended filtration (micron)/(mesh)	Shut off pressure (bar)
0.70	1.0 - 4.0	0.70 x 0.65 x 40	110	0.70	0	130/120	0.14
1.00		0.83 x 0.74 x 40	130	1.00	0	130/120	0.14
1.60		1.09 X 0.76 x 40	130	1.60	0	130/120	0.14
2.30		1.26 x 0.93 x 40	130	2.30	0	130/120	0.14
3.50		1.59 x 1.07 x 40	150	3.50	0	130/120	0.14

\* Within working pressure range

## → Driplines technical data - CNL Model

Model	Inside diameter (mm)	Wall thickness (mm)	Outside diameter (mm)	Max. working pressure (bar)	Max. flushing pressure (bar)	KD
16010	14.20	1.00	16.20	3.5	4.6	1.30
16012	14.20	1.20	16.60	4.0	5.2	1.30
20010	17.50	1.00	19.50	3.5	4.6	0.40
20012	17.50	1.20	19.90	4.0	5.2	0.40

## → Driplines package data (on bundled coil) - CNL Model

Model	Wall thickness (mm)	Distance between drippers (m)	Coil length (m)	Average* coil weight (kg)	Coils in a 40 feet container (units)	Total in a 40 feet container (m)
16010	1.00	0.15 to 1.00	500	22.2	330	165000
16012	1.20	0.15 to 1.00	400	21.2	352	140800
20010	1.00	0.15 to 1.00	300	17.4	330	99000
20012	1.20	0.15 to 1.00	300	20.2	330	99000

\* Calculated weight average. For further details see "Average Coil Weight Disclaimer"

### → Drippers technical data - HCNL model

Flow rate* (l/h)	Working pressure range (bar)	Water passages dimensions width-depth-length (mm)	Filtration area (mm <sup>2</sup> )	Constant K	Exponent* X	Recommended filtration (micron)/(mesh)	Shut off pressure (bar)
0.85	1.5 - 4.0	0.70 x 0.65 x 40	110	0.85	0	130/120	0.25
1.25		0.83 x 0.74 x 40	130	1.25	0	130/120	0.25
2.00		1.09 X 0.76 x 40	130	2.00	0	130/120	0.25
2.90		1.26 x 0.93 x 40	130	2.90	0	130/120	0.25
4.40		1.59 x 1.07 x 40	150	4.40	0	130/120	0.25

\* Within working pressure range

### → Driplines technical data - HCNL model

Model	Inside diameter (mm)	Wall thickness (mm)	Outside diameter (mm)	Max. working pressure (bar)	Max. flushing pressure (bar)	KD
16010	14.20	1.00	16.20	3.5	4.6	1.30
16012	14.20	1.20	16.60	4.0	5.2	1.30
20010	17.50	1.00	19.50	3.5	4.6	0.40
20012	17.50	1.20	19.50	4.0	5.2	0.40

### → Driplines package data (on bundled coil) - HCNL model

Model	Wall thickness (mm)	Distance between drippers (m)	Coil length (m)	Average* coil weight (kg)	Coils in a 40 feet container (units)	Total in a 40 feet container (m)
16010	1.00	0.15 to 1.00	500	22.2	330	165000
16012	1.20	0.15 to 1.00	400	21.2	352	140800
20010	1.00	0.15 to 1.00	300	17.4	330	99000
20012	1.20	0.15 to 1.00	300	20.2	330	99000

\* Calculated weight average. For further details see "Average Coil Weight Disclaimer"

→ Catalog numbers

**UniGray™ CNL 16010**

Catalog number 13980 - (any of bellow 6 digits)

Flow rate (l/h)	Distance between drippers (m)													
	0.15	0.20	0.25	0.30	0.33	0.40	0.50	0.60	0.65	0.70	0.75	0.80	0.90	1.00
0.70														
1.00						000002								000950
1.60			000001				002030							
2.30		003490						006200	006210	006100				
3.50								007500						
Bundled coil length (m)	500	500	500	500	500	500	500	500	500	500	500	500	500	500

Missing catalog numbers available upon request.

**UniGray™ CNL 16012**

Catalog number 13885 - (any of bellow 6 digits)

Flow rate (l/h)	Distance between drippers (m)													
	0.15	0.20	0.25	0.30	0.33	0.40	0.50	0.60	0.65	0.70	0.75	0.80	0.90	1.00
0.70														
1.00						000001								
1.60														
2.30			003000		003100	003120	003150			003190				
3.50														
Bundled coil length (m)	400	400	400	400	400	400	400	400	400	400	400	400	400	400

Missing catalog numbers available upon request.

**UniGray™ CNL 20010**

Catalog number 14385 - (any of bellow 6 digits)

Flow rate (l/h)	Distance between drippers (m)													
	0.15	0.20	0.25	0.30	0.33	0.40	0.50	0.60	0.65	0.70	0.75	0.80	0.90	1.00
0.70														
1.00														
1.60														
2.30														
3.50						004000								
Bundled coil length (m)	300	300	300	300	300	300	300	300	300	300	300	300	300	300

Missing catalog numbers available upon request.

**UniGray™ CNL 20012**

Catalog number 14440 - (any of bellow 6 digits)

Flow rate (l/h)	Distance between drippers (m)													
	0.15	0.20	0.25	0.30	0.33	0.40	0.50	0.60	0.65	0.70	0.75	0.80	0.90	1.00
0.70														
1.00														
1.60														
2.30				003100										
3.50														
Bundled coil length (m)	300	300	300	300	300	300	300	300	300	300	300	300	300	300

Missing catalog numbers available upon request.

### UniGray™ HCNL 16010

Catalog number 13985 - (any of bellow 6 digits)

Flow rate (l/h)	Distance between drippers (m)													
	0.15	0.20	0.25	0.30	0.33	0.40	0.50	0.60	0.65	0.70	0.75	0.80	0.90	1.00
0.85														
1.25														
2.00														
2.90														
4.40							006000			006050			006070	
Bundled coil length (m)	500	500	500	500	500	500	500	500	500	500	500	500	500	500

Missing catalog numbers available upon request.

### UniGray™ HCNL 16012

Catalog number 13995 - (any of bellow 6 digits)

Flow rate (l/h)	Distance between drippers (m)													
	0.15	0.20	0.25	0.30	0.33	0.40	0.50	0.60	0.65	0.70	0.75	0.80	0.90	1.00
0.85														
1.25														
2.00				003980			004000	004040		004050				004080
2.90														
4.40								007000						
Bundled coil length (m)	400	400	400	400	400	400	400	400	400	400	400	400	400	400

Missing catalog numbers available upon request.

### UniGray™ HCNL 20010

Catalog number 14386 - (any of bellow 6 digits)

Flow rate (l/h)	Distance between drippers (m)													
	0.15	0.20	0.25	0.30	0.33	0.40	0.50	0.60	0.65	0.70	0.75	0.80	0.90	1.00
0.85														
1.25														
2.00				000001										
2.90														
4.40														
Bundled coil length (m)	300	300	300	300	300	300	300	300	300	300	300	300	300	300

Missing catalog numbers available upon request.

### UniGray™ HCNL 20012

Catalog number 14441 - (any of bellow 6 digits)

Flow rate (l/h)	Distance between drippers (m)													
	0.15	0.20	0.25	0.30	0.33	0.40	0.50	0.60	0.65	0.70	0.75	0.80	0.90	1.00
0.85														
1.25														
2.00				000001										
2.90														
4.40														
Bundled coil length (m)	300	300	300	300	300	300	300	300	300	300	300	300	300	300

Missing catalog numbers available upon request.

# UniWhite™ CNL & HCNL

Integral pressure-compensated, continuously self-flushing, anti-siphon and anti-drain mechanism dripper, ideal for greenhouses and permanent applications that require intensive irrigation scheduling. Dripline colored white for minimal solar radiation absorption.

→ 16010 - 16012 - 20010 - 20012



Pressure-compensated




Anti-drain mechanism



Self-flushing mechanism

## / Benefits & Features

- Pressure-compensated  
Precise and equal amounts of water delivered over a broad pressure range, ensuring 100% uniformity of water and nutrient distribution along the laterals.
- Anti-siphon mechanism  
Prevents contaminants from being drawn into the dripper, making it ideal for sub surface applications.
- Anti-drain mechanism (CNL & HCNL)  
Eliminates drainage and refill effect, and improves efficiency in pulse irrigation even in steep topography .
- Continuously self-flushing  
Flushes debris throughout operation, while ensuring constant dripper operation even in challenging water quality.
- Physical root barrier  
Better protection against root intrusion, utilizing unique dripper design that creates physical barriers protecting the dripper from root growth into its labyrinth.
- Wide filtration area  
Ensures optimal performance even under harsh water conditions, preventing the entrance of sediment into the labyrinths.
- Wide water passages  
TurboNet™ labyrinth ensures wide water passages, large deep and wide cross-section that improves clogging resistance. The water is drawn into the dripper from the stream center, preventing the entrance of sediments into the drippers.
- White color coded  
The white color on the outer surface makes it absorbs less energy and takes advantage of the radiation inside the greenhouse.
- Hybrid (optional)  
 New patented add-on to UniRam™, features an on line saddle that allows to combine the benefits of an integral dripper to connect Netafim™ press fit adaptors and prevents drop migration on slopes in certain conditions\*.

\*Please contact your Netafim™ local representative to get more information on the drop migration feature.

# / Specifications

- Pressure-compensated range according to tables below.
- Largest filter in the industry. Recommended filtration: 130 micron / 120 mesh. Filtration method selected based on the kind and concentration of dirt particles contained in the water. Wherever sand exceeding 2 ppm exists in the water, a Hydrocyclone should be installed before the main filter. Where sand/silt/clay solids exceed 100 ppm, pre treatment it should be applied following Netafim™ expert instructions.
- Double TurboNet™ labyrinth with large water passage.
- Weldable into thick wall driplines (1.00, 1.20 mm).
- Injected dripper, very low CV with injected silicon diaphragm.
- High UV resistant. Resistant to standard nutrients used in agriculture.
- Compliance ISO 9261 international standards.

## → Drippers technical data - CNL model

Flow rate* (l/h)	Working pressure range (bar)	Water passages dimensions width-depth-length (mm)	Filtration area (mm <sup>2</sup> )	Constant K	Exponent* X	Recommended filtration (micron)/(mesh)	Shut off pressure (bar)
0.70	1.0 - 4.0	0.70 x 0.65 x 40	110	0.70	0	130/120	0.14
1.00		0.83 x 0.74 x 40	130	1.00	0	130/120	0.14
1.60		1.09 X 0.76 x 40	130	1.60	0	130/120	0.14
2.30		1.26 x 0.93 x 40	130	2.30	0	130/120	0.14
3.50		1.59 x 1.07 x 40	150	3.50	0	130/120	0.14

\* Within working pressure range

## → Driplines technical data - CNL model

Model	Inside diameter (mm)	Wall thickness (mm)	Outside diameter (mm)	Max. working pressure (bar)	Max. flushing pressure (bar)	KD
16010	14.20	1.00	16.20	3.5	4.6	1.30
16012	14.20	1.20	16.60	4.0	5.2	1.30
20010	17.50	1.00	19.50	3.5	4.6	0.40
20012	17.50	1.20	19.90	4.0	5.2	0.40

## → Driplines package data (on bundled coil) - CNL model

Model	Wall thickness (mm)	Distance between drippers (m)	Coil length (m)	Average* coil weight (kg)	Coils in a 40 feet container (units)	Total in a 40 feet container (m)
16010	1.00	0.15 to 1.00	500	22.2	330	165000
16012	1.20	0.15 to 1.00	400	21.2	352	140800
20010	1.00	0.15 to 1.00	300	17.4	330	99000
20012	1.20	0.15 to 1.00	300	20.2	330	99000

\* Calculated weight average. For further details see "Average Coil Weight Disclaimer"

### → Drippers technical data - HCNL model

Flow rate* (l/h)	Working pressure range (bar)	Water passages dimensions width-depth-length (mm)	Filtration area (mm <sup>2</sup> )	Constant K	Exponent* X	Recommended filtration (micron)/(mesh)	Shut off pressure (bar)
0.85	1.5 - 4.0	0.70 x 0.65 x 40	110	0.85	0	130/120	0.25
1.25		0.83 x 0.74 x 40	130	1.25	0	130/120	0.25
2.00		1.09 X 0.76 x 40	130	2.00	0	130/120	0.25
2.90		1.26 x 0.93 x 40	130	2.90	0	130/120	0.25
4.40		1.59 x 1.07 x 40	150	4.40	0	130/120	0.25

\* Within working pressure range

### → Driplines technical data - HCNL model

Model	Inside diameter (mm)	Wall thickness (mm)	Outside diameter (mm)	Max. working pressure (bar)	Max. flushing pressure (bar)	KD
16010	14.20	1.00	16.20	3.5	4.6	1.30
16012	14.20	1.20	16.60	4.0	5.2	1.30
20010	17.50	1.00	19.50	3.5	4.6	0.40
20012	17.50	1.20	19.90	4.0	5.2	0.40

### → Driplines package data (on bundled coil) - HCNL model

Model	Wall thickness (mm)	Distance between drippers (m)	Coil length (m)	Average* coil weight (kg)	Coils in a 40 feet container (units)	Total in a 40 feet container (m)
16010	1.00	0.15 to 1.00	500	22.1	330	165000
16012	1.20	0.15 to 1.00	400	21.2	352	140800
20010	1.00	0.15 to 1.00	300	17.4	330	99000
20012	1.20	0.15 to 1.00	300	20.2	330	99000

\* Calculated weight average. For further details see "Average Coil Weight Disclaimer"

→ **Catalog Numbers**

**UniWhite™ CNL 16010**

Catalog number 18403 - (any of bellow 6 digits)

Flow rate (l/h)	Distance between drippers (m)													
	0.15	0.20	0.25	0.30	0.33	0.40	0.50	0.60	0.65	0.70	0.75	0.80	0.90	1.00
0.70														
1.00														
1.60														
2.30			000014	000008	000013		000006	000001	000007					
3.50								000011						
Bundled coil length (m)	500	500	500	500	500	500	500	500	500	500	500	500	500	500

Missing catalog numbers available upon request.

**UniWhite™ CNL 16012**

Catalog number 18404 - (any of bellow 6 digits)

Flow rate (l/h)	Distance between drippers (m)													
	0.15	0.20	0.25	0.30	0.33	0.40	0.50	0.60	0.65	0.70	0.75	0.80	0.90	1.00
0.70														
1.00														
1.60														
2.30							000001				000003			
3.50														
Bundled coil length (m)	400	400	400	400	400	400	400	400	400	400	400	400	400	400

Missing catalog numbers available upon request.

**UniWhite™ CNL 20010**

Catalog number 18406 - (any of bellow 6 digits)

Flow rate (l/h)	Distance between drippers (m)													
	0.15	0.20	0.25	0.30	0.33	0.40	0.50	0.60	0.65	0.70	0.75	0.80	0.90	1.00
0.70														
1.00														
1.60														
2.30		000001												
3.50														
Bundled coil length (m)	300	300	300	300	300	300	300	300	300	300	300	300	300	300

Missing catalog numbers available upon request.

**UniWhite™ CNL 20012**

Catalog number 18407 - (any of bellow 6 digits)

Flow rate (l/h)	Distance between drippers (m)													
	0.15	0.20	0.25	0.30	0.33	0.40	0.50	0.60	0.65	0.70	0.75	0.80	0.90	1.00
0.70														
1.00														
1.60														
2.30														
3.50		000007				000001								
Bundled coil length (m)	300	300	300	300	300	300	300	300	300	300	300	300	300	300

Missing catalog numbers available upon request.



### UniWhite™ HCNL 16010

Catalog number 18408 - (any of bellow 6 digits)

Flow rate (l/h)	Distance between drippers (m)													
	0.15	0.20	0.25	0.30	0.33	0.40	0.50	0.60	0.65	0.70	0.75	0.80	0.90	1.00
0.85														
1.25														
2.00		000004											000003	
2.90														
4.40							000002	000005		000001				
Bundled coil length (m)	500	500	500	500	500	500	500	500	500	500	500	500	500	500

Missing catalog numbers available upon request.

### UniWhite™ HCNL 16012

Catalog number 18409 - (any of bellow 6 digits)

Flow rate (l/h)	Distance between drippers (m)													
	0.15	0.20	0.25	0.30	0.33	0.40	0.50	0.60	0.65	0.70	0.75	0.80	0.90	1.00
0.85														
1.25														
2.00				000001			000005	000006		000004		000008	000009	
2.90							000017							
4.40														
Bundled coil length (m)	400	400	400	400	400	400	400	400	400	400	400	400	400	400

Missing catalog numbers available upon request.

### UniWhite™ HCNL 20010

Catalog number 18413 - (any of bellow 6 digits)

Flow rate (l/h)	Distance between drippers (m)													
	0.15	0.20	0.25	0.30	0.33	0.40	0.50	0.60	0.65	0.70	0.75	0.80	0.90	1.00
0.85														
1.25														
2.00				000004										
2.90														
4.40					000002									
Bundled coil length (m)	300	300	300	300	300	300	300	300	300	300	300	300	300	300


Missing catalog numbers available upon request.

### UniWhite™ HCNL 20012

Catalog number 18411 - (any of bellow 6 digits)

Flow rate (l/h)	Distance between drippers (m)													
	0.15	0.20	0.25	0.30	0.33	0.40	0.50	0.60	0.65	0.70	0.75	0.80	0.90	1.00
0.85														
1.25														
2.00		000001					000002							
2.90														
4.40														
Bundled coil length (m)	300	300	300	300	300	300	300	300	300	300	300	300	300	300

Missing catalog numbers available upon request.



# / DripNet PC™



Precision  
Agriculture



# DripNet PC™ HWD

Integral compact pressure-compensated dripper, for permanent drip applications, for growers who seek quick ROI. Ideal for permanent crops in complex topography.

→ 12009 - 12010 - 16009 - 16010 - 16011 - 16012  
20010 - 20012



Pressure-compensated



Drainage mechanism



Self-flushing mechanism

## / Benefits & Features

- **Pressure-compensated** Precise and equal amounts of water delivered over a broad pressure range, ensuring 100% uniformity of water and nutrient distribution along the laterals.
- **Drainage mechanism** The dripper integrates a drainage mechanism that drains water from the pipe at the end of the irrigation cycle, to allow easier recoiling of the dripline at the end of the crop cycle. Also helps in countries where temperatures may drop below zero.
- **Continuously self-flushing** Flushes debris throughout operation, while ensuring constant dripper operation even in challenging water quality.
- **Wide filtration area** Ensures optimal performance even under harsh water conditions, preventing the entrance of sediment into the labyrinths.
- **Wide water passages** TurboNet™ labyrinth ensures wide water passages, large deep and wide cross-section that improves clogging resistance. The water is drawn into the dripper from the stream center, preventing the entrance of sediments into the drippers.

## / Specifications

- Pressure-compensated range according to table below.
- Recommended filtration: depending on dripper flow rate. Filtration method selected based on the kind and concentration of dirt particles contained in the water. Wherever sand exceeding 2 ppm exists in the water, a Hydrocyclone should be installed before the main filter. Where sand/silt/clay solids exceed 100 ppm, pre treatment it should be applied following Netafim™ expert instructions.
- TurboNet™ labyrinth with large water passage.
- Weldable into thick wall driplines (0.90, 1.00, 1.10, 1.20 mm).
- Injected dripper, very low CV with injected silicon diaphragm.
- High UV resistant. Resistant to standard nutrients used in agriculture.
- Compliance ISO 9261 international standards.

## → Drippers technical data

Flow rate* (l/h)	Working pressure range (bar)	Water passages dimensions width-depth-length (mm)	Filtration area (mm <sup>2</sup> )	Constant K	Exponent* X	Recommended filtration (micron)/(mesh)
0.40	0.25 - 2.5	0.46 x 0.52 x 26	29	0.40	0	130/120
0.60	0.25 - 2.5	0.52 x 0.60 x 22	39	0.60	0	130/120
1.00	0.40 - 3.0	0.61 x 0.60 x 8	39	1.00	0	130/120
1.60	0.40 - 3.0	0.76 x 0.73 x 8	39	1.60	0	200/80
2.00	0.40 - 3.5	0.76 X 0.88 x 8	39	2.00	0	200/80
3.00	0.40 - 3.5	1.02 x 0.88 x 8	39	3.00	0	200/80
3.50	0.60 - 3.5	1.02 x 0.88 x 8	39	3.50	0	200/80
3.80	0.60 - 3.5	1.02 x 0.88 x 8	39	3.80	0	200/80

\* Within working pressure range

## → Driplines technical data

Model	Inside diameter (mm)	Wall thickness (mm)	Outside diameter (mm)	Max. working pressure (bar)	Max. flushing pressure (bar)	KD
12009	10.60	0.90	12.40	2.5/3.0/3.5*	3.9	2.85
12010	10.60	1.00	12.60	2.5/3.0/3.5*	4.6	2.85
16009	14.20	0.90	16.00	2.5/3.0/3.5*	3.9	0.72
16010	14.20	1.00	16.20	2.5/3.0/3.5*	4.6	0.72
16011	14.20	1.10	16.40	2.5/3.0/3.5*	4.9	0.72
16012	14.20	1.20	16.60	2.5/3.0/3.5*	5.2	0.72
20010	17.50	1.00	19.50	2.5/3.0/3.5*	4.6	0.25
20012	17.50	1.20	19.90	2.5/3.0/3.5*	5.2	0.25

\*The maximum working pressure is defined by the dripper or by the dripline wall thickness

## → Driplines package data (on bundled coil)

Model	Wall thickness (mm)	Distance between drippers (m)	Coil length (m)	Average* coil weight (kg)	Coils in a 40 feet container (units)	Total in a 40 feet container (m)
12009	0.90	0.15 to 1.00	500	16.8	384	192000
12010	1.00	0.15 to 1.00	500	18.3	384	192000
16009	0.90	0.15 to 1.00	500	18.5	330	165000
16010	1.00	0.15 to 1.00	500	20.4	330	165000
16011	1.10	0.15 to 1.00	500	22.0	330	165000
16012	1.20	0.15 to 1.00	400	22.4	352	140800
20010	1.00	0.15 to 1.00	300	16.8	330	99000
20012	1.20	0.15 to 1.00	300	20.3	330	99000

\* Calculated weight average. For further details see "Average Coil Weight Disclaimer"

→ Catalog numbers

**DripNet PC™ 12009**

Catalog number 17171 - (any of below 6 digits)

Flow rate (l/h)	Distance between drippers (m)													
	0.15	0.20	0.25	0.30	0.33	0.40	0.50	0.60	0.65	0.70	0.75	0.80	0.90	1.00
0.40														
0.60														
1.00		000100												
1.60				000200										
2.00														
3.00														
3.50														
3.80														
Bundled coil length (m)	500	500	500	500	500	500	500	500	500	500	500	500	500	500

Missing catalog numbers available upon request.

**DripNet PC™ 12010**

Catalog number 17173 - (any of below 6 digits)

Flow rate (l/h)	Distance between drippers (m)													
	0.15	0.20	0.25	0.30	0.33	0.40	0.50	0.60	0.65	0.70	0.75	0.80	0.90	1.00
0.40														
0.60														
1.00		000100												
1.60				000200										
2.00														
3.00														
3.50														
3.80														
Bundled coil length (m)	500	500	500	500	500	500	500	500	500	500	500	500	500	500

Missing catalog numbers available upon request.

**DripNet PC™ 16009**

Catalog number 17650 - (any of below 6 digits)

Flow rate (l/h)	Distance between drippers (m)													
	0.15	0.20	0.25	0.30	0.33	0.40	0.50	0.60	0.65	0.70	0.75	0.80	0.90	1.00
0.40		000100												
0.60		002325		002340		002890	003210	003300				003500		
1.00	000014	004160	004250	004560	004580	004760	004920	005155			005450	005650	005800	006010
1.60		006250	006470	006660		006860	007060	007230	007239	007250	007550	007760	007950	008130
2.00		008350	008360	008401	008405	008470	008510	008610	008650	008700	008800	008910	000015	009100
3.00				010050		010260	010460	010650	010750	011050	011400	011550	011750	012000
3.50														
3.80				013100		013300	013500	013600	013650	013700	013800	013900	013970	014100
Bundled coil length (m)	500	500	500	500	500	500	500	500	500	500	500	500	500	500

Missing catalog numbers available upon request.

### DripNet PC™ 16010

Catalog number 17665 - (any of below 6 digits)

Flow rate (l/h)	Distance between drippers (m)													
	0.15	0.20	0.25	0.30	0.33	0.40	0.50	0.60	0.65	0.70	0.75	0.80	0.90	1.00
0.40								000014			000020			000019
0.60	000250	000370	000390	000547	000600	000620	000700	000750		000790	000800	000900		000950
1.00	001060	001160	001450	001625	000005	001820	001875	002060	002125	002160	002200	002600	002800	003050
1.60	005820	006025	006075	006270	006280	006470	006620	006860	006890	007000	007210	007460	007550	007830
2.00		008430	008460	008530	005833	008550	008600	009592	009587	008570	009594	009595	009596	009597
3.00		009620	009635	009685	009690	009790	009940	010120	010160	010250	010530	010720	010800	011120
3.50														
3.80		012300	012350	012400	000016	012560	012600	012700	012735	012750	012800	012830	012860	013000
Bundled coil length (m)	500	500	500	500	500	500	500	500	500	500	500	500	500	500

Missing catalog numbers available upon request.

### DripNet PC™ 16011

Catalog number 17667 - (any of below 6 digits)

Flow rate (l/h)	Distance between drippers (m)													
	0.15	0.20	0.25	0.30	0.33	0.40	0.50	0.60	0.65	0.70	0.75	0.80	0.90	1.00
0.40														
0.60														
1.00							000005	000006						
1.60								003510			003550			
2.00			000014	000002				004600			004700			005000
3.00														
3.50														
3.80				000013				007250			007400			
Bundled coil length (m)	500	500	500	500	500	500	500	500	500	500	500	500	500	500

Missing catalog numbers available upon request.

### DripNet PC™ 16012

Catalog number 17668 - (any of below 6 digits)

Flow rate (l/h)	Distance between drippers (m)													
	0.15	0.20	0.25	0.30	0.33	0.40	0.50	0.60	0.65	0.70	0.75	0.80	0.90	1.00
0.40								000005						
0.60						001400								
1.00		002400	002500	002600		000007	002630							000010
1.60		003720			003755	003760	004000	004100						
2.00		005700		005710		005900	006000	006100			006300			006600
3.00								008100						008500
3.50														
3.80		000001		008900		000002	009000	009100			009300			009600
Bundled coil length (m)	400	400	400	400	400	400	400	400	400	400	400	400	400	400

Missing catalog numbers available upon request.

## DripNet PC™ 20010

Catalog number 17690 - (any of below 6 digits)

Flow rate (l/h)	Distance between drippers (m)													
	0.15	0.20	0.25	0.30	0.33	0.40	0.50	0.60	0.65	0.70	0.75	0.80	0.90	1.00
0.40				000100										
0.60		001000		001100	001150		001380							001800
1.00		001930	001950	002120	002210	002320	002500	002650			002830	002900	003030	003130
1.60		003650		003920	003925	004050	004320	004520			004700	004920	004950	005000
2.00		005200	005220	005230	005280	005330	005400	005490	005494	005495	005497	005620	005650	005700
3.00		005780	005800	005900	005950	006100	006250	006620	006680		006800	007050	008050	009050
3.50														
3.80		011850	011900	011970	012100	012200	012300	012400	012410	012760	012850	012970	013100	013450
Bundled coil length (m)	300	300	300	300	300	300	300	300	300	300	300	300	300	300

Missing catalog numbers available upon request.

## DripNet PC™ 20012

Catalog number 17725 - (any of below 6 digits)

Flow rate (l/h)	Distance between drippers (m)													
	0.15	0.20	0.25	0.30	0.33	0.40	0.50	0.60	0.65	0.70	0.75	0.80	0.90	1.00
0.40														
0.60		001000	001120											
1.00		001990	002050	002150		002220	002240							
1.60		003690		003700		003900	004000	004060			000004			000001
2.00			000007	005300		005400	005500	005550			000006	005570		005600
3.00		000008					007490							007900
3.50														
3.80			000010	000009		000003	009000	009100			009300	009400		009600
Bundled coil length (m)	300	300	300	300	300	300	300	300	300	300	300	300	300	300

Missing catalog numbers available upon request.

# DripNet PC™ AS HWD

Integral compact pressure-compensated, anti-siphon mechanism dripper, for permanent drip applications, for growers who seek quick ROI. Ideal for permanent crops in complex topography and sub surface applications.

→ 12009 - 12010 - 16009 - 16010 - 16011 - 16012  
20010 - 20012



Pressure-compensated



Anti-siphon mechanism



Self-flushing mechanism

## / Benefits & Features

- **Pressure-compensated** Precise and equal amounts of water delivered over a broad pressure range, ensuring 100% uniformity of water and nutrient distribution along the laterals.
- **Anti-siphon mechanism** Prevents contaminants from being drawn into the dripper, making it ideal for sub surface applications.
- **Continuously self-flushing** Flushes debris throughout operation, while ensuring constant dripper operation even in challenging water quality.
- **Wide filtration area** Ensures optimal performance even under harsh water conditions, preventing the entrance of sediment into the labyrinths.
- **Wide water passages** TurboNet™ labyrinth ensures wide water passages, large deep and wide cross-section that improves clogging resistance. The water is drawn into the dripper from the stream center, preventing the entrance of sediments into the drippers.

## / Specifications

- Pressure-compensated range according to table below.
- Recommended filtration: depending on dripper flow rate. Filtration method selected based on the kind and concentration of dirt particles contained in the water. Wherever sand exceeding 2 ppm exists in the water, a Hydrocyclone should be installed before the main filter. Where sand/silt/clay solids exceed 100 ppm, pre treatment it should be applied following Netafim™ expert instructions.
- TurboNet™ labyrinth with large water passage.
- Weldable into thick wall driplines (0.90, 1.00, 1.10, 1.20 mm).
- Injected dripper, very low CV with injected silicon diaphragm.
- High UV resistant. Resistant to standard nutrients used in agriculture.
- Compliance ISO 9261 international standards.



## → Drippers technical data

Flow rate* (l/h)	Working pressure range (bar)	Water passages dimensions width-depth-length (mm)	Filtration area (mm <sup>2</sup> )	Constant K	Exponent* X	Recommended filtration (micron)/(mesh)
0.60	0.25 - 2.5	0.52 x 0.60 x 22	42	0.60	0	130/120
1.00	0.40 - 3.0	0.61 x 0.60 x 8	42	1.00	0	130/120
1.60	0.40 - 3.0	0.76 x 0.73 x 8	42	1.60	0	200/80
2.00	0.40 - 3.5	0.76 X 0.88 x 8	42	2.00	0	200/80
3.00	0.40 - 3.5	1.02 x 0.88 x 8	42	3.00	0	200/80
3.50	0.60 - 3.5	1.02 x 0.88 x 8	42	3.50	0	200/80
3.80	0.60 - 3.5	1.02 x 0.88 x 8	42	3.80	0	200/80

\* Within working pressure range

## → Driplines technical data

Model	Inside diameter (mm)	Wall thickness (mm)	Outside diameter (mm)	Max. working pressure (bar)	Max. flushing pressure (bar)	KD
12009	10.60	0.90	12.40	2.5/3.0/3.5*	3.9	2.85
12010	10.60	1.00	12.60	2.5/3.0/3.5*	4.6	2.85
16009	14.20	0.90	16.00	2.5/3.0/3.5*	3.9	0.72
16010	14.20	1.00	16.20	2.5/3.0/3.5*	4.6	0.72
16011	14.20	1.10	16.40	2.5/3.0/3.5*	4.9	0.72
16012	14.20	1.20	16.60	2.5/3.0/3.5*	5.2	0.72
20010	17.50	1.00	19.50	2.5/3.0/3.5*	4.6	0.25
20012	17.50	1.20	19.90	2.5/3.0/3.5*	5.2	0.25

\*The maximum working pressure is defined by the dripper or by the dripline wall thickness

## → Driplines package data (on bundled coil)

Model	Wall thickness (mm)	Distance between drippers (m)	Coil length (m)	Average* coil weight (kg)	Coils in a 40 feet container (units)	Total in a 40 feet container (m)
12009	0.90	0.15 to 1.00	500	16.8	384	192000
12010	1.00	0.15 to 1.00	500	18.3	384	192000
16009	0.90	0.15 to 1.00	500	18.5	330	165000
16010	1.00	0.15 to 1.00	500	20.4	330	165000
16011	1.00	0.15 to 1.00	500	22.0	330	165000
16012	1.20	0.15 to 1.00	400	22.4	352	140800
20010	1.00	0.15 to 1.00	300	16.8	330	99000
20012	1.20	0.15 to 1.00	300	20.3	330	99000

\* Calculated weight average. For further details see "Average Coil Weight Disclaimer"

→ Catalog numbers

**DripNet PC™ AS 12009**

Catalog number 17172 - (any of below 6 digits)

Flow rate (l/h)	Distance between drippers (m)													
	0.15	0.20	0.25	0.30	0.33	0.40	0.50	0.60	0.65	0.70	0.75	0.80	0.90	1.00
0.60														
1.00		000100												
1.60				000200										
2.00														
3.00														
3.50														
3.80														
Bundled coil length (m)	500	500	500	500	500	500	500	500	500	500	500	500	500	500

Missing catalog numbers available upon request.

**DripNet PC™ AS 12010**

Catalog number 17174 - (any of below 6 digits)

Flow rate (l/h)	Distance between drippers (m)													
	0.15	0.20	0.25	0.30	0.33	0.40	0.50	0.60	0.65	0.70	0.75	0.80	0.90	1.00
0.60														
1.00		000100												
1.60			000003	000200										
2.00														
3.00		000002		000001										
3.50														
3.80														
Bundled coil length (m)	500	500	500	500	500	500	500	500	500	500	500	500	500	500

Missing catalog numbers available upon request.

**DripNet PC™ AS 16009**

Catalog number 17655 - (any of below 6 digits)

Flow rate (l/h)	Distance between drippers (m)													
	0.15	0.20	0.25	0.30	0.33	0.40	0.50	0.60	0.65	0.70	0.75	0.80	0.90	1.00
0.60	000890	000900	001100	001200		001300	002000	002100	002130	002200	002300			
1.00	002750	002850	000002	002950		003100	003400	003610	003650		003730	000008		
1.60	002951	004250	004260	004300		004400	004610	004750	004760	004800	004860	004900	002960	004920
2.00		005050	005065	005100	005110	005150	005200	005250	000003	005400	005550	005553	005551	005595
3.00		005640		005700		005750	005800	005850	005860	006000	006070	006100	000001	006150
3.50														
3.80			000004			006700		006720			007100	007200		007250
Bundled coil length (m)	500	500	500	500	500	500	500	500	500	500	500	500	500	500

Missing catalog numbers available upon request.

### DripNet PC™ AS 16010

Catalog number 17705 - (any of below 6 digits)

Flow rate (l/h)	Distance between drippers (m)													
	0.15	0.20	0.25	0.30	0.33	0.40	0.50	0.60	0.65	0.70	0.75	0.80	0.90	1.00
0.60		001400	001500	001410		001700	001800				001850			
1.00	002600	002710	002730	002800		002910	003000	003100		000006	003300	003330	003340	003500
1.60	004100	004210		004300	004330	004400	004500	004600		000027	004700	004800	004850	005000
2.00		000002	005690	005700		005820	005900	006000		000011	006200	006250	006390	006400
3.00		000004		006790		006800	006900	007000		007100	007120	007300		007500
3.50														
3.80		000015		008950	009000	009145	009150	009160	009170		009200	009300		009500
Bundled coil length (m)	500	500	500	500	500	500	500	500	500	500	500	500	500	500

Missing catalog numbers available upon request.

### DripNet PC™ AS 16011

Catalog number 17662 - (any of below 6 digits)

Flow rate (l/h)	Distance between drippers (m)													
	0.15	0.20	0.25	0.30	0.33	0.40	0.50	0.60	0.65	0.70	0.75	0.80	0.90	1.00
0.60														
1.00														
1.60							000001				000007			
2.00							000006	000008			003000			000002
3.00							000005							000003
3.50														
3.80											004500			000004
Bundled coil length (m)	500	500	500	500	500	500	500	500	500	500	500	500	500	500

Missing catalog numbers available upon request.

### DripNet PC™ AS 16012

Catalog number 17669 - (any of below 6 digits)

Flow rate (l/h)	Distance between drippers (m)													
	0.15	0.20	0.25	0.30	0.33	0.40	0.50	0.60	0.65	0.70	0.75	0.80	0.90	1.00
0.60	001000			001030		001040			000005					
1.00		002570		002590		002690	002710							
1.60		004480		004500		004510	004520							
2.00							005400	000006		005520				006000
3.00														
3.50														
3.80	000004			000003		000002		009100			009300			000001
Bundled coil length (m)	400	400	400	400	400	400	400	400	400	400	400	400	400	400

Missing catalog numbers available upon request.

### DripNet PC™ AS 20010

Catalog number 17750 - (any of below 6 digits)

Flow rate (l/h)	Distance between drippers (m)													
	0.15	0.20	0.25	0.30	0.33	0.40	0.50	0.60	0.65	0.70	0.75	0.80	0.90	1.00
0.60		000300		000340	000350		000500	000530						
1.00		001060		001170		001200	001300	001400			001500			001700
1.60				002290		002650	002900	002990			003100	003200	000006	003400
2.00				003800		003900	004000	004010			004040	004050		004070
3.00			000011	005150		005300	005400	005500				005550	000002	006000
3.50														
3.80		007090	007100	007200	007230	007300	007500	007550			000008	007600		000005
Bundled coil length (m)	300	300	300	300	300	300	300	300	300	300	300	300	300	300

Missing catalog numbers available upon request.

### DripNet PC™ AS 20012

Catalog number 17728 - (any of below 6 digits)

Flow rate (l/h)	Distance between drippers (m)													
	0.15	0.20	0.25	0.30	0.33	0.40	0.50	0.60	0.65	0.70	0.75	0.80	0.90	1.00
0.60				001900		002000	002100							
1.00				003200		003350	003420							
1.60				004900		005000	005100					000007		000001
2.00		000005	005600	005670		005680	005900	006000						
3.00												006980		007000
3.50														
3.80				000004			009000	009100			009300			009600
Bundled coil length (m)	300	300	300	300	300	300	300	300	300	300	300	300	300	300

Missing catalog numbers available upon request.

# DripNet PC™ AS XR HWD

Integral compact pressure-compensated, anti-siphon mechanism and root intrusion protection dripper, for semi-permanent drip applications, for growers who seek quick ROI. Ideal for permanent crops in sub surface applications that require high-level root intrusion protection.

→ 12009 - 12010 - 16009 - 16010 - 16012 - 20010  
20012



Root intrusion  
protection



Pressure-  
compensated



Anti-siphon  
mechanism

## / Benefits & Features

- Extra root intrusion protection (XR) Drippers are protected against root intrusion better than all other options, utilizing a patented root inhibitor within the dripper cover that prevents root intrusion into the dripper labyrinth. Better protection against root intrusion without reliance on chemicals. Long-lasting protection due to non-migrating active ingredients embedded in the dripper cover.
- Pressure-compensated Precise and equal amounts of water delivered over a broad pressure range, ensuring 100% uniformity of water and nutrient distribution along the laterals.
- Anti-siphon mechanism Prevents contaminants from being drawn into the dripper, making it ideal for sub surface applications.
- Continuously self-flushing Flushes debris throughout operation, while ensuring constant dripper operation even in challenging water quality.
- Wide filtration area Ensures optimal performance even under harsh water conditions, preventing the entrance of sediment into the labyrinths.
- Wide water passages TurboNet™ labyrinth ensures wide water passages, large deep and wide cross-section that improves clogging resistance. The water is drawn into the dripper from the stream center, preventing the entrance of sediments into the drippers.

# Specifications

- Pressure-compensated range according to table below.
- Recommended filtration: depending on dripper flow rate. Filtration method selected based on the kind and concentration of dirt particles contained in the water. Wherever sand exceeding 2 ppm exists in the water, a Hydrocyclone should be installed before the main filter. Where sand/silt/clay solids exceed 100 ppm, pre treatment it should be applied following Netafim™ expert instructions.
- TurboNet™ labyrinth with large water passage.
- Weldable into thick wall driplines (0.90, 1.00, 1.20 mm).
- Injected dripper, very low CV with injected silicon diaphragm.
- High UV resistant. Resistant to standard nutrients used in agriculture.
- Compliance ISO 9261 international standards.

## → Drippers technical data

Flow rate* (l/h)	Working pressure range (bar)	Water passages dimensions width-depth-length (mm)	Filtration area (mm <sup>2</sup> )	Constant K	Exponent* X	Recommended filtration (micron)/(mesh)
0.60	0.25 - 2.5	0.52 x 0.60 x 22	42	0.60	0	130/120
1.00	0.40 - 3.0	0.61 x 0.60 x 8	42	1.00	0	130/120
1.60	0.40 - 3.0	0.76 x 0.73 x 8	42	1.60	0	200/80
2.00	0.40 - 3.5	0.76 X 0.88 x 8	42	2.00	0	200/80
3.00	0.40 - 3.5	1.02 x 0.88 x 8	42	3.00	0	200/80
3.50	0.60 - 3.5	1.02 x 0.88 x 8	42	3.50	0	200/80
3.80	0.60 - 3.5	1.02 x 0.88 x 8	42	3.80	0	200/80

\* Within working pressure range

## → Driplines technical data

Model	Inside diameter (mm)	Wall thickness (mm)	Outside diameter (mm)	Max. working pressure (bar)	Max. flushing pressure (bar)	KD
12009	10.60	0.90	12.40	2.5/3.0/3.5*	3.9	2.85
12010	10.60	1.00	12.60	2.5/3.0/3.5*	4.6	2.85
16009	14.20	0.90	16.00	2.5/3.0/3.5*	3.9	0.72
16010	14.20	1.00	16.20	2.5/3.0/3.5*	4.6	0.72
16012	14.20	1.20	16.60	2.5/3.0/3.5*	5.2	0.72
20010	17.50	1.00	19.50	2.5/3.0/3.5*	4.6	0.25
20012	17.50	1.20	19.90	2.5/3.0/3.5*	5.2	0.25

\*The maximum working pressure is defined by the dripper or by the dripline wall thickness

## → Driplines package data (on bundled coil)

Model	Wall thickness (mm)	Distance between drippers (m)	Coil length (m)	Average* coil weight (kg)	Coils in a 40 feet container (units)	Total in a 40 feet container (m)
12009	0.90	0.15 to 1.00	500	16.8	384	192000
12010	1.00	0.15 to 1.00	500	18.3	384	192000
16009	0.90	0.15 to 1.00	500	18.5	330	165000
16010	1.00	0.15 to 1.00	500	20.4	330	165000
16012	1.20	0.15 to 1.00	400	22.4	352	140800
20010	1.00	0.15 to 1.00	300	16.8	330	99000
20012	1.20	0.15 to 1.00	300	20.3	330	99000

\* Calculated weight average. For further details see "Average Coil Weight Disclaimer"

→ Catalog numbers

**DripNet PC™ AS XR 12009**

Catalog number 17169 - (any of below 6 digits)

Flow rate (l/h)	Distance between drippers (m)													
	0.15	0.20	0.25	0.30	0.33	0.40	0.50	0.60	0.65	0.70	0.75	0.80	0.90	1.00
0.60														
1.00														
1.60				000001										
2.00														
3.00														
3.50														
3.80														
Bundled coil length (m)	500	500	500	500	500	500	500	500	500	500	500	500	500	500

Missing catalog numbers available upon request.

**DripNet PC™ AS XR 12010**

Catalog number 17175 - (any of below 6 digits)

Flow rate (l/h)	Distance between drippers (m)													
	0.15	0.20	0.25	0.30	0.33	0.40	0.50	0.60	0.65	0.70	0.75	0.80	0.90	1.00
0.60														
1.00														
1.60				000001										
2.00														
3.00														
3.50														
3.80														
Bundled coil length (m)	500	500	500	500	500	500	500	500	500	500	500	500	500	500

Missing catalog numbers available upon request.

**DripNet PC™ AS XR 16009**

Catalog number 17654 - (any of below 6 digits)

Flow rate (l/h)	Distance between drippers (m)													
	0.15	0.20	0.25	0.30	0.33	0.40	0.50	0.60	0.65	0.70	0.75	0.80	0.90	1.00
0.60				000003										
1.00		002900		003000		000001	003050	003080						
1.60				000004			000005	000002						
2.00								000011						
3.00														
3.50														
3.80														
Bundled coil length (m)	500	500	500	500	500	500	500	500	500	500	500	500	500	500

Missing catalog numbers available upon request.

### DripNet PC™ AS XR 16010

Catalog number 17704 - (any of below 6 digits)

Flow rate (l/h)	Distance between drippers (m)													
	0.15	0.20	0.25	0.30	0.33	0.40	0.50	0.60	0.65	0.70	0.75	0.80	0.90	1.00
0.60	000006					000015								
1.00							000008							000027
1.60		000017		000450		000009	000007	000490		000005	000500	000010		
2.00				000003		000930	000940	000004			001000			001100
3.00						000001	000002				000014			
3.50														
3.80							000025				003000			
Bundled coil length (m)	500	500	500	500	500	500	500	500	500	500	500	500	500	500

Missing catalog numbers available upon request.

### DripNet PC™ AS XR 16012

Catalog number 17671 - (any of below 6 digits)

Flow rate (l/h)	Distance between drippers (m)													
	0.15	0.20	0.25	0.30	0.33	0.40	0.50	0.60	0.65	0.70	0.75	0.80	0.90	1.00
0.60														
1.00														
1.60														
2.00														
3.00														
3.50														
3.80	000001													
Bundled coil length (m)	400	400	400	400	400	400	400	400	400	400	400	400	400	400

Missing catalog numbers available upon request.

### DripNet PC™ AS XR 20010

Catalog number 17748 - (any of below 6 digits)

Flow rate (l/h)	Distance between drippers (m)													
	0.15	0.20	0.25	0.30	0.33	0.40	0.50	0.60	0.65	0.70	0.75	0.80	0.90	1.00
0.60														
1.00														
1.60		000018		000012		000001	000002	000500						
2.00				000010		000900	000920	000006			001000	000013		
3.00				000011		002000	000004	000003			000009			
3.50														
3.80		000019		001280		000005	001300				001400			
Bundled coil length (m)	300	300	300	300	300	300	300	300	300	300	300	300	300	300

Missing catalog numbers available upon request.



## DripNet PC™ AS XR 20012

Catalog number 17753 - (any of below 6 digits)

Flow rate (l/h)	Distance between drippers (m)													
	0.15	0.20	0.25	0.30	0.33	0.40	0.50	0.60	0.65	0.70	0.75	0.80	0.90	1.00
0.60														
1.00														
1.60														
2.00										000001				
3.00														
3.50														
3.80														
Bundled coil length (m)	300	300	300	300	300	300	300	300	300	300	300	300	300	300

Missing catalog numbers available upon request.

# DripNet PC™ TWD & MWD

Integral compact pressure-compensated dripper, for semi-permanent drip applications, for growers who seek quick ROI. Ideal for field crops in complex topography.

→ 12125 - 12150 - 12200 - 12250 - 16125 - 16150  
16200 - 16250 - 16008 - 22135 - 22150 - 22200  
22250



Pressure-compensated



Drainage mechanism



Self-flushing mechanism

## / Benefits & Features

- **Pressure-compensated** Precise and equal amounts of water delivered over a broad pressure range, ensuring 100% uniformity of water and nutrient distribution along the laterals.
- **Drainage mechanism** The dripper integrates a drainage mechanism that drains water from the pipe at the end of the irrigation cycle, to allow easier recoiling of the dripline at the end of the crop cycle. Also helps in countries where temperatures may drop below zero.
- **Continuously self-flushing** Flushes debris throughout operation, while ensuring constant dripper operation even in challenging water quality.
- **Wide filtration area** Ensures optimal performance even under harsh water conditions, preventing the entrance of sediment into the labyrinths.
- **Wide water passages** TurboNet™ labyrinth ensures wide water passages, large deep and wide cross-section that improves clogging resistance. The water is drawn into the dripper from the stream center, preventing the entrance of sediments into the drippers.

# / Specifications

- Pressure-compensated range according to table below.
- Recommended filtration: depending on dripper flow rate. Filtration method selected based on the kind and concentration of dirt particles contained in the water. Wherever sand exceeding 2 ppm exists in the water, a Hydrocyclone should be installed before the main filter. Where sand/silt/clay solids exceed 100 ppm, pre treatment it should be applied following Netafim™ expert instructions.
- TurboNet™ labyrinth with large water passage.
- Weldable into thin and medium wall driplines (0.31, 0.34, 0.38, 0.50, 0.63, 0.80 mm).
- Injected dripper, very low CV with injected silicon diaphragm.
- High UV resistant. Resistant to standard nutrients used in agriculture.
- Compliance ISO 9261 international standards.
- DripNet PC™ TWD driplines are available with hole or flap outlet. DripNet PC™ MWD can be available with flap outlet only in part of the wall thickness and in few markets, Please consult your local Netafim™ representative for availability.

## → Drippers technical data

Flow rate* (l/h)	Working pressure range (bar)	Water passages dimensions width-depth-length (mm)	Filtration area (mm <sup>2</sup> )	Constant K	Exponent* X	Recommended filtration (micron)/(mesh)
0.40	0.25 - 2.5	0.46 x 0.52 x 26	29	0.40	0	130/120
0.60	0.25 - 2.5	0.52 x 0.60 x 22	39	0.60	0	130/120
1.00	0.40 - 3.0	0.61 x 0.60 x 8	39	1.00	0	130/120
1.60	0.40 - 3.0	0.76 x 0.73 x 8	39	1.60	0	200/80
2.00	0.40 - 3.5	0.76 X 0.88 x 8	39	2.00	0	200/80
3.00	0.40 - 3.5	1.02 x 0.88 x 8	39	3.00	0	200/80
3.50	0.60 - 3.5	1.02 x 0.88 x 8	39	3.50	0	200/80
3.80	0.60 - 3.5	1.02 x 0.88 x 8	39	3.80	0	200/80

\* Within working pressure range

## → Driplines technical data

Model	Inside diameter (mm)	Wall thickness (mm)	Outside diameter (mm)	Max. working pressure (bar)	Max. flushing pressure (bar)	KD
12125	11.80	0.31	12.42	2.5	2.9	1.35
12150	11.80	0.38	12.56	3.0	3.5	1.35
12200	11.80	0.50	12.80	3.0	3.9	1.35
12250	11.80	0.63	13.06	3.0	3.9	1.35
16125	16.20	0.31	16.82	1.8	2.1	0.40
16150	16.20	0.38	16.96	2.2	2.5	0.40
16200	15.50	0.50	16.50	2.5	3.3	0.55
16250	15.50	0.63	16.76	2.8	3.6	0.55
16008	14.20	0.80	15.80	3.0	3.9	0.72
22135	22.20	0.34	22.88	1.5	1.7	0.18
22150	22.20	0.38	22.96	1.8	2.1	0.18
22200	22.20	0.50	23.20	2.0	2.3	0.18
22250	22.20	0.63	23.46	2.5	2.9	0.18

→ Driplines package data (on carton coil)

Model	Wall thickness (mm)	Distance between drippers (m)	Coil length (m)	Average* coil weight (kg)	Coils per pallet (units)	Coils in a 40 feet container (units)	Total in a 40 feet container (m)
12125	0.31	0.15 to 0.19	1000	17.5	12	480	480000
		0.20 to 0.25	1100	16.3			528000
		0.30 to 1.00	1200	15.6			576000
12150	0.38	0.15 to 0.19	800	14.8	12	480	384000
		0.20 to 0.35	900	14.5			432000
		0.40 to 1.00	900	14.0			432000
12200	0.50	0.15 to 0.19	750	17.1	12	480	360000
		0.20 to 0.35	850	17.4			408000
		0.40 to 1.00	850	16.9			408000
12250	0.63	0.15 to 0.19	650	19.5	12	480	312000
		0.20 to 0.25	700	20.4			336000
		0.30 to 1.00	800	19.1			384000
16125	0.31	0.15 to 0.19	1000	20.3	12	480	480000
		0.20 to 0.35	1150	21.3			552000
		0.40 to 1.00	1300	22.7			624000
16150	0.38	0.15 to 0.19	950	23.3	12	480	456000
		0.20 to 0.35	1100	24.2			528000
		0.40 to 1.00	1200	25.6			576000
16200	0.50	0.15 to 0.19	750	19.9	12	480	360000
		0.20 to 0.35	800	19.6			384000
		0.40 to 1.00	850	19.1			408000
16250	0.63	0.15 to 0.19	750	26.5	12	480	360000
		0.20 to 0.35	800	26.9			384000
		0.40 to 1.00	800	26.1			384000
16008	0.80	0.15 to 0.19	450	19.4	12	480	216000
		0.20 to 0.35	500	21.0			240000
		0.40 to 1.00	500	21.0			240000
22135	0.34	0.15 to 0.19	800	23.5	12	480	384000
		0.20 to 0.35	850	22.9			408000
		0.40 to 1.00	950	24.5			456000
22150	0.38	0.15 to 0.19	700	22.6	12	480	336000
		0.20 to 0.35	800	23.8			384000
		0.40 to 1.00	850	24.4			408000
22200	0.50	0.15 to 0.19	700	18.3	12	480	336000
		0.20 to 0.35	700	18.1			336000
		0.40 to 1.00	700	17.9			336000
22250	0.63	0.15 to 0.19	450	26.6	12	480	216000
		0.20 to 0.35	500	28.0			240000
		0.40 to 1.00	500	27.4			240000

\* Calculated weight average. For further details see "Average Coil Weight Disclaimer".

→ Catalog numbers

**DripNet PC™ 12125**

Catalog number 17200 - (any of below 6 digits)

Flow rate (l/h)	Distance between drippers (m)													
	0.15	0.20	0.25	0.30	0.35	0.40	0.50	0.60	0.65	0.70	0.75	0.80	0.90	1.00
0.40	000050	000070		000090										
0.60		001010		001390		001405	001450							
1.00	002850	003060		003220		003460		000001						
1.60				005242										
2.00							006500							
3.00														
3.50														
3.80														
Carton coil length (m)	1000	1100	1100	1200	1200	1200	1200	1200	1200	1200	1200	1200	1200	1200

Missing catalog numbers available upon request.

**DripNet PC™ 12150**

Catalog number 17220 - (any of below 6 digits)

Flow rate (l/h)	Distance between drippers (m)													
	0.15	0.20	0.25	0.30	0.35	0.40	0.50	0.60	0.65	0.70	0.75	0.80	0.90	1.00
0.40						000370	000390							
0.60				001190		001410	001450							
1.00		003095	003150	003225		003430	003470							
1.60				005210		005390	005530							
2.00						006440	006500							
3.00				007700										
3.50														
3.80														
Carton coil length (m)	800	900	900	900	900	900	900	900	900	900	900	900	900	900

Missing catalog numbers available upon request.

**DripNet PC™ 12200**

Catalog number 17240 - (any of below 6 digits)

Flow rate (l/h)	Distance between drippers (m)													
	0.15	0.20	0.25	0.30	0.35	0.40	0.50	0.60	0.65	0.70	0.75	0.80	0.90	1.00
0.40														
0.60				001230		001430								
1.00				003240		003430								
1.60				005230		005385								
2.00	007010													
3.00														
3.50														
3.80	008010													
Carton coil length (m)	750	850	850	850	850	850	850	850	850	850	850	850	850	850

Missing catalog numbers available upon request.

### DripNet PC™ 12250

Catalog number 17260 - (any of below 6 digits)

Flow rate (l/h)	Distance between drippers (m)													
	0.15	0.20	0.25	0.30	0.35	0.40	0.50	0.60	0.65	0.70	0.75	0.80	0.90	1.00
0.40														000002
0.60				001210		001450	001530	001630						
1.00		003030		003230		003450	003550	003630				003850		
1.60		005030		005320		005440	005510	005630		005750				006050
2.00	006200					006460		006770		006800				007050
3.00						008050	008150							008750
3.50														
3.80	009810							010050				010450		
Carton coil length (m)	650	700	700	800	800	800	800	800	800	800	800	800	800	800

Missing catalog numbers available upon request.

### DripNet PC™ 16125

Catalog number 17600 - (any of below 6 digits)

Flow rate (l/h)	Distance between drippers (m)													
	0.15	0.20	0.25	0.30	0.35	0.40	0.50	0.60	0.65	0.70	0.75	0.80	0.90	1.00
0.40														
0.60		001935		008228		008305	008410	008480						
1.00	000001	009870		010055	010185	010260	010455	010705			010730			
1.60		011980		012085	012115	012260	012510	012560						
2.00				013910	013936	014010	014150							
3.00														
3.50														
3.80														
Carton coil length (m)	1000	1150	1150	1150	1150	1300	1300	1300	1300	1300	1300	1300	1300	1300

Missing catalog numbers available upon request.

### DripNet PC™ 16150

Catalog number 17620 - (any of below 6 digits)

Flow rate (l/h)	Distance between drippers (m)													
	0.15	0.20	0.25	0.30	0.35	0.40	0.50	0.60	0.65	0.70	0.75	0.80	0.90	1.00
0.40				007290			007320							
0.60	007650	007795	007830	007895	007940	008010	008210	000002						
1.00		009890		010125	010060	010220	010340	010435		010450	010705	010717	010727	010737
1.60		012710		012860		013110	013330	013530	013546	013551	013600	013622	013854	013858
2.00		000003		013887	013896	000006	013960	013980			014110	014116	014121	014126
3.00						015110	015310	016160			016171	016181	016186	016191
3.50														
3.80								018160						
Carton coil length (m)	950	1100	1100	1100	1100	1200	1200	1200	1200	1200	1200	1200	1200	1200

Missing catalog numbers available upon request.

### DripNet PC™ 16200

Catalog number 17630 - (any of below 6 digits)

Flow rate (l/h)	Distance between drippers (m)													
	0.15	0.20	0.25	0.30	0.35	0.40	0.50	0.60	0.65	0.70	0.75	0.80	0.90	1.00
0.40		000150												
0.60	001600	001700		001900		001920	002100							
1.00		004090		004120	004200		004350							
1.60		005670				005750	005860							
2.00				007050		007070	007090				000002			
3.00														
3.50														
3.80														
Carton coil length (m)	750	800	800	800	800	850	850	850	850	850	850	850	850	850

Missing catalog numbers available upon request.

### DripNet PC™ 16250

Catalog number 17640 - (any of below 6 digits)

Flow rate (l/h)	Distance between drippers (m)													
	0.15	0.20	0.25	0.30	0.35	0.40	0.50	0.60	0.65	0.70	0.75	0.80	0.90	1.00
0.40														
0.60				001360		001430	001500	002000		002100		002200		
1.00		003850	004020	004240	004260	004460	004640	004820	004870	005050	005080	005090	005150	005250
1.60	006550	006750	006850	007100	007140	007252	007355	007450	007550	007900	008055	008150	008200	008300
2.00		008570	008610	008617	008630	008700	008740	008790						009230
3.00		009900	010270	010300	010320	010400	010500	010650	010670	010740	010850	010900		012100
3.50														
3.80		013275	013285	013295			013500	013600			013700	013702		013900
Carton coil length (m)	750	800	800	800	800	800	800	800	800	800	800	800	800	800

Missing catalog numbers available upon request.

### DripNet PC™ 16008

Catalog number 17646 - (any of below 6 digits)

Flow rate (l/h)	Distance between drippers (m)													
	0.15	0.20	0.25	0.30	0.35	0.40	0.50	0.60	0.65	0.70	0.75	0.80	0.90	1.00
0.40														
0.60														
1.00														
1.60				000001										
2.00														
3.00														
3.50														
3.80														
Carton coil length (m)	450	500	500	500	500	500	500	500	500	500	500	500	500	500

Missing catalog numbers available upon request.

### DripNet PC™ 22135

Catalog number 17740 - (any of below 6 digits)

Flow rate (l/h)	Distance between drippers (m)													
	0.15	0.20	0.25	0.30	0.35	0.40	0.50	0.60	0.65	0.70	0.75	0.80	0.90	1.00
0.60				002160		008210	008420							
1.00				008600			008650							
1.60				010940		011010								
2.00											013020			
3.00														
3.50														
3.80														
Carton coil length (m)	800	850	850	850	850	950	950	950	950	950	950	950	950	950

Missing catalog numbers available upon request.

### DripNet PC™ 22150

Catalog number 17760 - (any of below 6 digits)

Flow rate (l/h)	Distance between drippers (m)													
	0.15	0.20	0.25	0.30	0.35	0.40	0.50	0.60	0.65	0.70	0.75	0.80	0.90	1.00
0.60				008290		001710								
1.00						010130	010150							
1.60		011900				012010								
2.00														
3.00							014500							
3.50														
3.80														
Carton coil length (m)	700	800	800	800	800	850	850	850	850	850	850	850	850	850

Missing catalog numbers available upon request.

### DripNet PC™ 22200

Catalog number 17781 - (any of below 6 digits)

Flow rate (l/h)	Distance between drippers (m)													
	0.15	0.20	0.25	0.30	0.35	0.40	0.50	0.60	0.65	0.70	0.75	0.80	0.90	1.00
0.60														
1.00														
1.60														
2.00														
3.00														
3.50														
3.80														
Carton coil length (m)	700	700	700	700	700	700	700	700	700	700	700	700	700	700

Missing catalog numbers available upon request.



## DripNet PC™ 22250

Catalog number 17780 - (any of below 6 digits)

Flow rate (l/h)	Distance between drippers (m)													
	0.15	0.20	0.25	0.30	0.35	0.40	0.50	0.60	0.65	0.70	0.75	0.80	0.90	1.00
0.60			001100	001240		001365	001600							
1.00				002600		002800	003000	003130						003750
1.60				004100		004300	004500	000001				004850		000003
2.00														
3.00							006500							
3.50														
3.80														
Carton coil length (m)	450	500	500	500	500	500	500	500	500	500	500	500	500	500


Missing catalog numbers available upon request.

# DripNet PC™ AS TWD & MWD


Integral compact pressure-compensated, anti-siphon mechanism dripper, for semi-permanent drip applications for growers who seek quick ROI. Ideal for field crops in complex topography and sub surface applications.

→ 12125 - 12150 - 12200 - 12250 - 16125 - 16150  
16200 - 16250 - 16008 - 22135 - 22150 - 22250






Pressure-compensated



Anti-siphon mechanism



Self-flushing mechanism

## / Benefits & Features

- **Pressure-compensated**      Precise and equal amounts of water delivered over a broad pressure range, ensuring 100% uniformity of water and nutrient distribution along the laterals.
- **Anti-siphon mechanism**      Prevents contaminants from being drawn into the dripper, making it ideal for sub surface applications.
- **Continuously self-flushing**      Flushes debris throughout operation, while ensuring constant dripper operation even in challenging water quality.
- **Wide filtration area**      Ensures optimal performance even under harsh water conditions, preventing the entrance of sediment into the labyrinths.
- **Wide water passages**      TurboNet™ labyrinth ensures wide water passages, large deep and wide cross-section that improves clogging resistance. The water is drawn into the dripper from the stream center, preventing the entrance of sediments into the drippers.

# / Specifications

- Pressure-compensated range according to table below.
- Recommended filtration: depending on dripper flow rate. Filtration method selected based on the kind and concentration of dirt particles contained in the water. Wherever sand exceeding 2 ppm exists in the water, a Hydrocyclone should be installed before the main filter. Where sand/silt/clay solids exceed 100 ppm, pre treatment it should be applied following Netafim™ expert instructions.
- TurboNet™ labyrinth with large water passage.
- Weldable into thin and medium wall driplines (0.31, 0.34, 0.38, 0.50, 0.63, 0.80 mm).
- Injected dripper, very low CV with injected silicon diaphragm.
- High UV resistant. Resistant to standard nutrients used in agriculture.
- Compliance ISO 9261 international standards.
- DripNet PC™ TWD driplines are available with hole or flap outlet. DripNet PC™ MWD can be available with flap outlet only in part of the wall thickness and in few markets, Please consult your local Netafim™ representative for availability.

## → Drippers technical data

Flow rate* (l/h)	Working pressure range (bar)	Water passages dimensions width-depth-length (mm)	Filtration area (mm <sup>2</sup> )	Constant K	Exponent* X	Recommended filtration (micron)/(mesh)
0.60	0.25 - 2.5	0.52 x 0.60 x 22	42	0.60	0	130/120
1.00	0.40 - 3.0	0.61 x 0.60 x 8	42	1.00	0	130/120
1.60	0.40 - 3.0	0.76 x 0.73 x 8	42	1.60	0	200/80
2.00	0.40 - 3.5	0.76 X 0.88 x 8	42	2.00	0	200/80
3.00	0.40 - 3.5	1.02 x 0.88 x 8	42	3.00	0	200/80
3.50	0.60 - 3.5	1.02 x 0.88 x 8	42	3.50	0	200/80
3.80	0.60 - 3.5	1.02 x 0.88 x 8	42	3.80	0	200/80

\* Within working pressure range

## → Driplines technical data

Model	Inside diameter (mm)	Wall thickness (mm)	Outside diameter (mm)	Max. working pressure (bar)	Max. flushing pressure (bar)	KD
12125	11.80	0.31	12.42	2.5	2.9	1.35
12150	11.80	0.38	12.56	3.0	3.5	1.35
12200	11.80	0.50	12.80	3.0	3.9	1.35
12250	11.80	0.63	13.06	3.0	3.9	1.35
16125	16.20	0.31	16.82	1.8	2.1	0.40
16150	16.20	0.38	16.96	2.2	2.5	0.40
16200	15.50	0.50	16.50	2.5	3.3	0.55
16250	15.50	0.63	16.76	2.8	3.6	0.55
16008	14.20	0.80	15.80	3.0	3.9	0.72
22135	22.20	0.34	22.88	1.5	1.7	0.18
22150	22.20	0.38	22.96	1.8	2.1	0.18
22250	22.20	0.63	23.46	2.5	2.9	0.18

→ Driplines package data (on carton coil)

Model	Wall thickness (mm)	Distance between drippers (m)	Coil length (m)	Average* coil weight (kg)	Coils per pallet (units)	Coils in a 40 feet container (units)	Total in a 40 feet container (m)
12125	0.31	0.15 to 0.19	900	14.3	12	480	432000
		0.20 to 0.35	1000	13.6			480000
		0.40 to 1.00	1000	13.0			480000
12150	0.38	0.15 to 0.19	600	11.1	12	480	288000
		0.20 to 0.35	700	11.3			336000
		0.40 to 1.00	700	10.9			336000
12200	0.50	0.15 to 0.19	650	14.9	12	480	312000
		0.20 to 0.35	750	15.4			360000
		0.40 to 1.00	850	17.4			408000
12250	0.63	0.15 to 0.19	600	16.7	12	480	288000
		0.20 to 0.35	700	17.8			336000
		0.40 to 1.00	800	19.9			384000
16125	0.31	0.15 to 0.19	1000	20.3	12	480	480000
		0.20 to 0.35	1150	21.3			552000
		0.40 to 1.00	1300	22.7			624000
16150	0.38	0.15 to 0.19	900	21.2	12	480	432000
		0.20 to 0.35	1000	21.1			480000
		0.40 to 1.00	1200	25.6			576000
16200	0.50	0.15 to 0.19	750	19.9	12	480	360000
		0.20 to 0.35	800	19.6			384000
		0.40 to 1.00	850	19.1			408000
16250	0.63	0.15 to 0.19	700	26.5	12	480	336000
		0.20 to 0.35	800	26.9			384000
		0.40 to 1.00	800	26.1			384000
16008	0.80	0.15 to 0.19	450	19.4	12	480	216000
		0.20 to 0.35	500	21.0			240000
		0.40 to 1.00	500	21.0			240000
22135	0.34	0.15 to 0.19	750	22.1	12	480	360000
		0.20 to 0.35	800	21.6			384000
		0.40 to 1.00	950	24.5			456000
22150	0.38	0.15 to 0.19	650	21.1	12	480	312000
		0.20 to 0.35	750	22.4			360000
		0.40 to 1.00	850	24.4			408000
22250	0.63	0.15 to 0.19	450	26.6	12	480	216000
		0.20 to 0.35	500	28.0			240000
		0.40 to 1.00	500	27.4			240000

\* Calculated weight average. For further details see "Average Coil Weight Disclaimer".

→ Catalog numbers

**DripNet PC™ AS 12125**

Catalog number 17210 - (any of below 6 digits)

Flow rate (l/h)	Distance between drippers (m)													
	0.15	0.20	0.25	0.30	0.35	0.40	0.50	0.60	0.65	0.70	0.75	0.80	0.90	1.00
0.60		001311		001370		001470								
1.00				002470		002570								
1.60				003470		003570								
2.00														
3.00														
3.50														
3.80														
Carton coil length (m)	900	1000	1000	1000	1000	1000	1000	1000	1000	1000	1000	1000	1000	1000

Missing catalog numbers available upon request.

**DripNet PC™ AS 12150**

Catalog number 17225 - (any of below 6 digits)

Flow rate (l/h)	Distance between drippers (m)													
	0.15	0.20	0.25	0.30	0.35	0.40	0.50	0.60	0.65	0.70	0.75	0.80	0.90	1.00
0.60			001300	001370		001470	000001							
1.00				002470		002570								
1.60				003470		003570								
2.00						004610								
3.00														
3.50														
3.80														
Carton coil length (m)	600	700	700	700	700	700	700	700	700	700	700	700	700	700

Missing catalog numbers available upon request.

**DripNet PC™ AS 12200**

Catalog number 17245 - (any of below 6 digits)

Flow rate (l/h)	Distance between drippers (m)													
	0.15	0.20	0.25	0.30	0.35	0.40	0.50	0.60	0.65	0.70	0.75	0.80	0.90	1.00
0.60				001370		001470								
1.00				002470		002570								
1.60				003470		003570								
2.00														
3.00														
3.50														
3.80														
Carton coil length (m)	650	750	750	750	750	850	850	850	850	850	850	850	850	850

Missing catalog numbers available upon request.

### DripNet PC™ AS 12250

Catalog number 17270 - (any of below 6 digits)

Flow rate (l/h)	Distance between drippers (m)													
	0.15	0.20	0.25	0.30	0.35	0.40	0.50	0.60	0.65	0.70	0.75	0.80	0.90	1.00
0.60			001400	001520		001630								
1.00			002820	002920		003030								
1.60			000001	004100		004220	004350					005100		
2.00														
3.00														
3.50														
3.80														
Carton coil length (m)	600	700	700	700	700	800	800	800	800	800	800	800	800	800

Missing catalog numbers available upon request.

### DripNet PC™ AS 16125

Catalog number 17610 - (any of below 6 digits)

Flow rate (l/h)	Distance between drippers (m)													
	0.15	0.20	0.25	0.30	0.35	0.40	0.50	0.60	0.65	0.70	0.75	0.80	0.90	1.00
0.60		000001		000470		000510								
1.00		001579		001671			001915							
1.60				003530		003620	003720							
2.00														
3.00														
3.50														
3.80														
Carton coil length (m)	1000	1150	1150	1150	1150	1300	1300	1300	1300	1300	1300	1300	1300	1300

Missing catalog numbers available upon request.

### DripNet PC™ AS 16150

Catalog number 17615 - (any of below 6 digits)

Flow rate (l/h)	Distance between drippers (m)													
	0.15	0.20	0.25	0.30	0.35	0.40	0.50	0.60	0.65	0.70	0.75	0.80	0.90	1.00
0.60		000470	000495	000580		000634	000672	000697						
1.00	001370	001470	001482	001600	001580	001825	002015	002120	002210	002360		000003		
1.60	000017	004320		004380	004520	004645	004820	004920	005020		005120	005130		
2.00		007170		007360		007451	007625							
3.00						007460								
3.50														
3.80														
Carton coil length (m)	900	1000	1000	1000	1000	1200	1200	1200	1200	1200	1200	1200	1200	1200

Missing catalog numbers available upon request.

### DripNet PC™ AS 16200

Catalog number 17635 - (any of below 6 digits)

Flow rate (l/h)	Distance between drippers (m)													
	0.15	0.20	0.25	0.30	0.35	0.40	0.50	0.60	0.65	0.70	0.75	0.80	0.90	1.00
0.60		001110												
1.00				002400		002600								
1.60				000003		000002	000005	004550						
2.00						000010	000004							
3.00														
3.50														
3.80														
Carton coil length (m)	750	800	800	800	800	850	850	850	850	850	850	850	850	850

Missing catalog numbers available upon request.

### DripNet PC™ AS 16250

Catalog number 17645 - (any of below 6 digits)

Flow rate (l/h)	Distance between drippers (m)													
	0.15	0.20	0.25	0.30	0.35	0.40	0.50	0.60	0.65	0.70	0.75	0.80	0.90	1.00
0.60				001300		001400	001500	001600	001605	001607				
1.00	002490	002535	002540	002600	002650	002800	003100	003200	003250	003280		003320		
1.60			000020	004400		004600	004800	005000	005100	005200	005300	005400	000005	
2.00	005990	000015		006050		006060	006100	006250	006260	006352	006365	000004		000003
3.00							007400	007600	007620	007642	007700			
3.50														
3.80						000022	009000	009100						
Carton coil length (m)	700	800	800	800	800	800	800	800	800	800	800	800	800	800

Missing catalog numbers available upon request.

### DripNet PC™ AS 16008

Catalog number 17647 - (any of below 6 digits)

Flow rate (l/h)	Distance between drippers (m)													
	0.15	0.20	0.25	0.30	0.35	0.40	0.50	0.60	0.65	0.70	0.75	0.80	0.90	1.00
0.60														
1.00														
1.60				000001										
2.00														
3.00														
3.50														
3.80														
Carton coil length (m)	450	500	500	500	500	500	500	500	500	500	500	500	500	500

Missing catalog numbers available upon request.

### DripNet PC™ AS 22135

Catalog number 17745 - (any of below 6 digits)

Flow rate (l/h)	Distance between drippers (m)													
	0.15	0.20	0.25	0.30	0.35	0.40	0.50	0.60	0.65	0.70	0.75	0.80	0.90	1.00
0.60		001200		001310										
1.00						002550	002750	002850						
1.60						004650	004950							
2.00							006300							
3.00														
3.50														
3.80														
Carton coil length (m)	750	800	800	800	800	950	950	950	950	950	950	950	950	950

Missing catalog numbers available upon request.

### DripNet PC™ AS 22150

Catalog number 17770 - (any of below 6 digits)

Flow rate (l/h)	Distance between drippers (m)													
	0.15	0.20	0.25	0.30	0.35	0.40	0.50	0.60	0.65	0.70	0.75	0.80	0.90	1.00
0.60		001470	001600			001850	002050	002070						
1.00		003740			003755	003850	004020	004150						
1.60				004950		005070	005170	005250						
2.00							006170							
3.00														
3.50														
3.80														
Carton coil length (m)	650	750	750	750	750	850	850	850	850	850	850	850	850	850

Missing catalog numbers available upon request.

### DripNet PC™ AS 22250

Catalog number 17790 - (any of below 6 digits)

Flow rate (l/h)	Distance between drippers (m)													
	0.15	0.20	0.25	0.30	0.35	0.40	0.50	0.60	0.65	0.70	0.75	0.80	0.90	1.00
0.60				001700		001800	002000	000020						
1.00		000015		003650		003800	004000	004040						
1.60			000017	004870		004950	005050	000004	000016	000005	000006			
2.00						005950	006050	000007	000014	000008	000009			
3.00							000010	000011	000012	000013				
3.50														
3.80														
Carton coil length (m)	450	500	500	500	500	500	500	500	500	500	500	500	500	500


Missing catalog numbers available upon request.



# DripNet PC™ AS XR TWD & MWD

Integral compact pressure-compensated, anti-siphon mechanism and root intrusion protection dripper, for semi-permanent drip applications, for growers who seek quick ROI. Ideal for field crops in sub surface applications that require high-level root intrusion protection.

→ 12125 - 12150 - 12200 - 12250 - 16125 - 16150  
16200 - 16250 - 16008 - 22135 - 22150 - 22250



Root intrusion protection



Pressure-compensated



Anti-siphon mechanism

## / Benefits & Features

- Extra root intrusion protection (XR) 

Drippers are protected against root intrusion better than all other options, utilizing a patented root inhibitor within the dripper cover that prevents root intrusion into the dripper labyrinth. Better protection against root intrusion without reliance on chemicals. Long-lasting protection due to non-migrating active ingredients embedded in the dripper cover.
- Pressure-compensated 

Precise and equal amounts of water delivered over a broad pressure range, ensuring 100% uniformity of water and nutrient distribution along the laterals.
- Anti-siphon mechanism 

Prevents contaminants from being drawn into the dripper, making it ideal for sub surface applications.
- Continuously self-flushing 

Flushes debris throughout operation, while ensuring constant dripper operation even in challenging water quality.
- Wide filtration area 

Ensures optimal performance even under harsh water conditions, preventing the entrance of sediment into the labyrinths.
- Wide water passages 

TurboNet™ labyrinth ensures wide water passages, large deep and wide cross-section that improves clogging resistance. The water is drawn into the dripper from the stream center, preventing the entrance of sediments into the drippers.

# / Specifications

- Pressure-compensated range according to table below.
- Recommended filtration: depending on dripper flow rate. Filtration method selected based on the kind and concentration of dirt particles contained in the water. Wherever sand exceeding 2 ppm exists in the water, a Hydrocyclone should be installed before the main filter. Where sand/silt/clay solids exceed 100 ppm, pre treatment it should be applied following Netafim™ expert instructions.
- TurboNet™ labyrinth with large water passage.
- Weldable into thin and medium wall driplines (0.31, 0.34, 0.38, 0.50, 0.63, 0.80 mm).
- Injected dripper, very low CV with injected silicon diaphragm.
- High UV resistant. Resistant to standard nutrients used in agriculture.
- Compliance ISO 9261 international standards.
- DripNet PC™ TWD driplines are available with hole or flap outlet. DripNet PC™ MWD can be available with flap outlet only in part of the wall thickness and in few markets, Please consult your local Netafim™ representative for availability.

## → Drippers technical data

Flow rate* (l/h)	Working pressure range (bar)	Water passages dimensions width-depth-length (mm)	Filtration area (mm <sup>2</sup> )	Constant K	Exponent* X	Recommended filtration (micron)/(mesh)
0.60	0.25 - 2.5	0.52 x 0.60 x 22	42	0.60	0	130/120
1.00	0.40 - 3.0	0.61 x 0.60 x 8	42	1.00	0	130/120
1.60	0.40 - 3.0	0.76 x 0.73 x 8	42	1.60	0	200/80
2.00	0.40 - 3.5	0.76 X 0.88 x 8	42	2.00	0	200/80
3.00	0.40 - 3.5	1.02 x 0.88 x 8	42	3.00	0	200/80
3.50	0.60 - 3.5	1.02 x 0.88 x 8	42	3.50	0	200/80
3.80	0.60 - 3.5	1.02 x 0.88 x 8	42	3.80	0	200/80

\* Within working pressure range

## → Driplines technical data

Model	Inside diameter (mm)	Wall thickness (mm)	Outside diameter (mm)	Max. working pressure (bar)	Max. flushing pressure (bar)	KD
12125	11.80	0.31	12.42	2.5	2.9	1.35
12150	11.80	0.38	12.56	3.0	3.5	1.35
12200	11.80	0.50	12.80	3.0	3.9	1.35
12250	11.80	0.63	13.06	3.0	3.9	1.35
16125	16.20	0.31	16.82	1.8	2.1	0.40
16150	16.20	0.38	16.96	2.2	2.5	0.40
16200	15.50	0.50	16.50	2.5	3.3	0.55
16250	15.50	0.63	16.76	2.8	3.6	0.55
16008	14.20	0.80	15.80	3.0	3.9	0.72
22135	22.20	0.34	22.88	1.5	1.7	0.18
22150	22.20	0.38	22.96	1.8	2.1	0.18
22250	22.20	0.63	23.46	2.5	2.9	0.18

→ Driplines package data (on carton coil)

Model	Wall thickness (mm)	Distance between drippers (m)	Coil length (m)	Average* coil weight (kg)	Coils per pallet (units)	Coils in a 40 feet container (units)	Total in a 40 feet container (m)
12125	0.31	0.15 to 0.19	900	14.3	12	480	432000
		0.20 to 0.35	1000	13.6			480000
		0.40 to 1.00	1000	13.0			480000
12150	0.38	0.15 to 0.19	600	11.1	12	480	288000
		0.20 to 0.35	700	11.3			336000
		0.40 to 1.00	700	10.9			336000
12200	0.50	0.15 to 0.19	650	14.9	12	480	312000
		0.20 to 0.35	750	15.4			360000
		0.40 to 1.00	850	17.4			408000
12250	0.63	0.15 to 0.19	600	16.7	12	480	288000
		0.20 to 0.35	700	17.8			336000
		0.40 to 1.00	800	19.9			384000
16125	0.31	0.15 to 0.19	1000	20.3	12	480	480000
		0.20 to 0.35	1150	21.3			552000
		0.40 to 1.00	1300	22.7			624000
16150	0.38	0.15 to 0.19	900	21.2	12	480	432000
		0.20 to 0.35	1000	21.1			480000
		0.40 to 1.00	1200	25.6			576000
16200	0.50	0.15 to 0.19	750	19.9	12	480	360000
		0.20 to 0.35	800	19.6			384000
		0.40 to 1.00	850	19.1			408000
16250	0.63	0.15 to 0.19	700	26.5	12	480	336000
		0.20 to 0.35	800	26.9			384000
		0.40 to 1.00	800	26.1			384000
16008	0.80	0.15 to 0.19	450	19.4	12	480	216000
		0.20 to 0.35	500	21.0			240000
		0.40 to 1.00	500	21.0			240000
22135	0.34	0.15 to 0.19	750	22.1	12	480	360000
		0.20 to 0.35	800	21.6			384000
		0.40 to 1.00	950	24.5			456000
22150	0.38	0.15 to 0.19	650	21.1	12	480	312000
		0.20 to 0.35	750	22.4			360000
		0.40 to 1.00	850	24.4			408000
22250	0.63	0.15 to 0.19	450	26.6	12	480	216000
		0.20 to 0.35	500	28.0			240000
		0.40 to 1.00	500	27.4			240000

\* Calculated weight average. For further details see "Average Coil Weight Disclaimer".

→ Catalog numbers

**DripNet PC™ AS XR 12125**

Catalog number 17201 - (any of below 6 digits)

Flow rate (l/h)	Distance between drippers (m)													
	0.15	0.20	0.25	0.30	0.35	0.40	0.50	0.60	0.65	0.70	0.75	0.80	0.90	1.00
0.60														
1.00														
1.60				000001										
2.00														
3.00														
3.50														
3.80														
Carton coil length (m)	900	1000	1000	1000	1000	1000	1000	1000	1000	1000	1000	1000	1000	1000

Missing catalog numbers available upon request.

**DripNet PC™ AS XR 12150**

Catalog number 17202 - (any of below 6 digits)

Flow rate (l/h)	Distance between drippers (m)													
	0.15	0.20	0.25	0.30	0.35	0.40	0.50	0.60	0.65	0.70	0.75	0.80	0.90	1.00
0.60														
1.00														
1.60				000001										
2.00														
3.00														
3.50														
3.80														
Carton coil length (m)	600	700	700	700	700	700	700	700	700	700	700	700	700	700

Missing catalog numbers available upon request.

**DripNet PC™ AS XR 12200**

Catalog number 17203 - (any of below 6 digits)

Flow rate (l/h)	Distance between drippers (m)													
	0.15	0.20	0.25	0.30	0.35	0.40	0.50	0.60	0.65	0.70	0.75	0.80	0.90	1.00
0.60														
1.00														
1.60				000001										
2.00														
3.00														
3.50														
3.80														
Carton coil length (m)	650	750	750	750	750	850	850	850	850	850	850	850	850	850

Missing catalog numbers available upon request.

### DripNet PC™ AS XR 12250

Catalog number 17204 - (any of below 6 digits)

Flow rate (l/h)	Distance between drippers (m)													
	0.15	0.20	0.25	0.30	0.35	0.40	0.50	0.60	0.65	0.70	0.75	0.80	0.90	1.00
0.60														
1.00														
1.60				000001										
2.00														
3.00														
3.50														
3.80														
Carton coil length (m)	600	700	700	700	700	800	800	800	800	800	800	800	800	800

Missing catalog numbers available upon request.

### DripNet PC™ AS XR 16125

Catalog number 17205 - (any of below 6 digits)

Flow rate (l/h)	Distance between drippers (m)													
	0.15	0.20	0.25	0.30	0.35	0.40	0.50	0.60	0.65	0.70	0.75	0.80	0.90	1.00
0.60														
1.00														
1.60				000001										
2.00														
3.00														
3.50														
3.80														
Carton coil length (m)	1000	1150	1150	1150	1150	1300	1300	1300	1300	1300	1300	1300	1300	1300

Missing catalog numbers available upon request.

### DripNet PC™ AS XR 16150

Catalog number 17712 - (any of below 6 digits)

Flow rate (l/h)	Distance between drippers (m)													
	0.15	0.20	0.25	0.30	0.35	0.40	0.50	0.60	0.65	0.70	0.75	0.80	0.90	1.00
0.60						000004								
1.00						000008								
1.60														
2.00														
3.00														
3.50														
3.80														
Carton coil length (m)	900	1000	1000	1000	1000	1200	1200	1200	1200	1200	1200	1200	1200	1200

Missing catalog numbers available upon request.

### DripNet PC™ AS XR 16200

Catalog number 17206 - (any of below 6 digits)

Flow rate (l/h)	Distance between drippers (m)													
	0.15	0.20	0.25	0.30	0.35	0.40	0.50	0.60	0.65	0.70	0.75	0.80	0.90	1.00
0.60														
1.00														
1.60				000001										
2.00														
3.00														
3.50														
3.80														
Carton coil length (m)	750	800	800	800	800	850	850	850	850	850	850	850	850	850

Missing catalog numbers available upon request.

### DripNet PC™ AS XR 16250

Catalog number 17714 - (any of below 6 digits)

Flow rate (l/h)	Distance between drippers (m)													
	0.15	0.20	0.25	0.30	0.35	0.40	0.50	0.60	0.65	0.70	0.75	0.80	0.90	1.00
0.60						003000								
1.00						002000	000001							
1.60														
2.00						002100								
3.00														
3.50														
3.80														
Carton coil length (m)	700	700	700	700	700	800	800	800	800	800	800	800	800	800

Missing catalog numbers available upon request.

### DripNet PC™ AS XR 16008

Catalog number 17207 - (any of below 6 digits)

Flow rate (l/h)	Distance between drippers (m)													
	0.15	0.20	0.25	0.30	0.35	0.40	0.50	0.60	0.65	0.70	0.75	0.80	0.90	1.00
0.60														
1.00														
1.60				000001										
2.00														
3.00														
3.50														
3.80														
Carton coil length (m)	450	500	500	500	500	500	500	500	500	500	500	500	500	500

Missing catalog numbers available upon request.

### DripNet PC™ AS XR 22135

Catalog number 17208 - (any of below 6 digits)

Flow rate (l/h)	Distance between drippers (m)													
	0.15	0.20	0.25	0.30	0.35	0.40	0.50	0.60	0.65	0.70	0.75	0.80	0.90	1.00
0.60														
1.00														
1.60				000001										
2.00														
3.00														
3.50														
3.80														
Carton coil length (m)	750	800	800	800	800	950	950	950	950	950	950	950	950	950

Missing catalog numbers available upon request.

### DripNet PC™ AS XR 22150

Catalog number 17765 - (any of below 6 digits)

Flow rate (l/h)	Distance between drippers (m)													
	0.15	0.20	0.25	0.30	0.35	0.40	0.50	0.60	0.65	0.70	0.75	0.80	0.90	1.00
0.60														
1.00														
1.60														
2.00														
3.00														
3.50														
3.80														
Carton coil length (m)	650	750	750	750	750	850	850	850	850	850	850	850	850	850

Missing catalog numbers available upon request.

### DripNet PC™ AS XR 22250

Catalog number 17792 - (any of below 6 digits)

Flow rate (l/h)	Distance between drippers (m)													
	0.15	0.20	0.25	0.30	0.35	0.40	0.50	0.60	0.65	0.70	0.75	0.80	0.90	1.00
0.60														
1.00						000510	000001							
1.60														
2.00														
3.00														
3.50														
3.80														
Carton coil length (m)	450	500	500	500	500	500	500	500	500	500	500	500	500	500

Missing catalog numbers available upon request.

# DripWine™

Integral compact pressure-compensated dripper, ideal for good quality water in permanent on surface vineyard applications in freezing climates.

→ 16010 - 16012 - 20010 - 20012



Pressure-compensated



Drainage mechanism



Self-flushing mechanism

## / Benefits & Features

- **Pressure-compensated** Precise and equal amounts of water delivered over a broad pressure range, ensuring 100% uniformity of water and nutrient distribution along the laterals.
- **Drainage mechanism** The dripper integrates a drainage mechanism that drains water from the pipe at the end of the irrigation cycle, to allow easier recoiling of the dripline at the end of the crop cycle. Also helps in countries where temperatures may drop below zero.
- **Continuously self-flushing** Flushes debris throughout operation, while ensuring constant dripper operation even in challenging water quality.
- **Wide filtration area** Ensures optimal performance even under harsh water conditions, preventing the entrance of sediment into the labyrinths.
- **Wide water passages** TurboNet™ labyrinth ensures wide water passages, large deep and wide cross-section that improves clogging resistance. The water is drawn into the dripper from the stream center, preventing the entrance of sediment into the drippers.

## / Specifications

- Pressure-compensated range according to table below.
- Recommended filtration: depending on dripper flow rate. Filtration method selected based on the kind and concentration of dirt particles contained in the water. Wherever sand exceeding 2 ppm exists in the water, a Hydrocyclone should be installed before the main filter. Where sand/silt/clay solids exceed 100 ppm, pre treatment it should be applied following Netafim™ expert instructions.
- TurboNet™ labyrinth with large water passage.
- Weldable into thick wall driplines (1.00, 1.20 mm).
- Injected dripper, very low CV with injected silicon diaphragm.
- High UV resistance. Resistant to standard nutrients used in agriculture.
- Compliance ISO 9261 international standards.
- Two violet stripes for easy identification.



## → Drippers technical data

Flow rate* (l/h)	Working pressure range (bar)	Water passages dimensions width-depth-length (mm)	Filtration area (mm <sup>2</sup> )	Constant K	Exponent* X	Recommended filtration (micron)/(mesh)
0.40	0.25 - 2.5	0.46 x 0.52 x 26	29	0.40	0	130/120
0.60	0.25 - 2.5	0.52 x 0.60 x 22	39	0.60	0	130/120
1.00	0.40 - 3.0	0.61 x 0.60 x 8	39	1.00	0	130/120
1.60	0.40 - 3.0	0.76 x 0.73 x 8	39	1.60	0	200/80
2.00	0.40 - 3.5	0.76 x 0.88 x 8	39	2.00	0	200/80
3.00	0.40 - 3.5	1.02 x 0.88 x 8	39	3.00	0	200/80
3.50	0.60 - 3.5	1.02 x 0.88 x 8	39	3.50	0	200/80
3.80	0.60 - 3.5	1.02 x 0.88 x 8	39	3.80	0	200/80

\* Within working pressure range

## → Driplines technical data

Model	Inside diameter (mm)	Wall thickness (mm)	Outside diameter (mm)	Max. working pressure (bar)	Max. flushing pressure (bar)	KD
16010	14.20	1.00	16.20	3.0/3.5*	4.6	0.72
16012	14.20	1.20	16.60	3.0/3.5*	5.2	0.72
20010	17.50	1.00	19.50	3.0/3.5*	4.6	0.25
20012	17.50	1.20	19.90	3.0/3.5*	5.2	0.25

\*The maximum working pressure is defined by the dripper

## → Driplines package data (on bundled coil)

Model	Wall thickness (mm)	Distance between drippers (m)	Coil length (m)	Average* coil weight (kg)	Coils in a 40 feet container (units)	Total in a 40 feet container (m)
16010	1.00	0.15 to 1.00	500	20.4	330	165000
16012	1.20	0.15 to 1.00	400	22.4	352	140800
20010	1.00	0.15 to 1.00	300	16.8	330	99000
20012	1.20	0.15 to 1.00	300	20.3	330	99000

\* Calculated weight average. For further details see "Average Coil Weight Disclaimer"

→ Catalog numbers

**DripWine™ 16010**

Catalog number 17675 - (any of below 6 digits)

Flow rate (l/h)	Distance between drippers (m)													
	0.15	0.20	0.25	0.30	0.33	0.40	0.50	0.60	0.65	0.70	0.75	0.80	0.90	1.00
0.60														
1.00			003600								003700			004000
1.60				005480							006200			006500
2.00												007200		
3.00														
3.50														
3.80														
Bundled coil length (m)	500	500	500	500	500	500	500	500	500	500	500	500	500	500

Missing catalog numbers available upon request.

**DripWine™ 16012**

Catalog number 17673 - (any of below 6 digits)

Flow rate (l/h)	Distance between drippers (m)													
	0.15	0.20	0.25	0.30	0.33	0.40	0.50	0.60	0.65	0.70	0.75	0.80	0.90	1.00
0.60														
1.00														
1.60				000001										
2.00														
3.00														
3.50														
3.80														
Bundled coil length (m)	400	400	400	400	400	400	400	400	400	400	400	400	400	400

Missing catalog numbers available upon request.

**DripWine™ 20010**

Catalog number 17755 - (any of below 6 digits)

Flow rate (l/h)	Distance between drippers (m)													
	0.15	0.20	0.25	0.30	0.33	0.40	0.50	0.60	0.65	0.70	0.75	0.80	0.90	1.00
0.60														
1.00														
1.60				000001										
2.00														
3.00														
3.50														
3.80														
Bundled coil length (m)	300	300	300	300	300	300	300	300	300	300	300	300	300	300

Missing catalog numbers available upon request.

## DripWine™ 20012

Catalog number 17674 - (any of below 6 digits)

Flow rate (l/h)	Distance between drippers (m)													
	0.15	0.20	0.25	0.30	0.33	0.40	0.50	0.60	0.65	0.70	0.75	0.80	0.90	1.00
0.60														
1.00														
1.60				000001										
2.00														
3.00														
3.50														
3.80														
Bundled coil length (m)	300	300	300	300	300	300	300	300	300	300	300	300	300	300

Missing catalog numbers available upon request.

# DripWine™ AS

Integral compact pressure-compensated, anti-siphon mechanism dripper, ideal for good quality water in permanent sub surface applications.

→ 16010 - 16012 - 20010 - 20012



Pressure-compensated



Anti-siphon mechanism



Self-flushing mechanism

## / Benefits & Features

- **Pressure-compensated** Precise and equal amounts of water delivered over a broad pressure range, ensuring 100% uniformity of water and nutrient distribution along the laterals.
- **Anti-siphon mechanism** Prevents contaminants from being drawn into the dripper, making it ideal for sub surface applications.
- **Continuously self-flushing** Flushes debris throughout operation, while ensuring constant dripper operation even in challenging water quality.
- **Wide filtration area** Ensures optimal performance even under harsh water conditions, preventing the entrance of sediment into the labyrinths.
- **Wide water passages** TurboNet™ labyrinth ensures wide water passages, large deep and wide cross-section that improves clogging resistance. The water is drawn into the dripper from the stream center, preventing the entrance of sediment into the drippers.

## / Specifications

- Pressure-compensated range according to table below.
- Recommended filtration: depending on dripper flow rate. Filtration method selected based on the kind and concentration of dirt particles contained in the water. Wherever sand exceeding 2 ppm exists in the water, a Hydrocyclone should be installed before the main filter. Where sand/silt/clay solids exceed 100 ppm, pre treatment it should be applied following Netafim™ expert instructions.
- TurboNet™ labyrinth with large water passage.
- Weldable into thick wall driplines (1.00, 1.20 mm).
- Injected dripper, very low CV with injected silicon diaphragm.
- High UV resistance. Resistant to standard nutrients used in agriculture.
- Compliance ISO 9261 international standards.
- Two violet stripes for easy identification.

## → Drippers technical data

Flow rate* (l/h)	Working pressure range (bar)	Water passages dimensions width-depth-length (mm)	Filtration area (mm <sup>2</sup> )	Constant K	Exponent* X	Recommended filtration (micron)/(mesh)
0.60	0.25 - 2.5	0.52 x 0.60 x 22	42	0.60	0	130/120
1.00	0.40 - 3.0	0.61 x 0.60 x 8	42	1.00	0	130/120
1.60	0.40 - 3.0	0.76 x 0.73 x 8	42	1.60	0	200/80
2.00	0.40 - 3.5	0.76 x 0.88 x 8	42	2.00	0	200/80
3.00	0.40 - 3.5	1.02 x 0.88 x 8	42	3.00	0	200/80
3.50	0.60 - 3.5	1.02 x 0.88 x 8	42	3.50	0	200/80
3.80	0.60 - 3.5	1.02 x 0.88 x 8	42	3.80	0	200/80

\* Within working pressure range

## → Driplines technical data

Model	Inside diameter (mm)	Wall thickness (mm)	Outside diameter (mm)	Max. working pressure (bar)	Max. flushing pressure (bar)	KD
16010	14.20	1.00	16.20	3.0/3.5*	4.6	0.72
16012	14.20	1.20	16.60	3.0/3.5*	5.2	0.72
20010	17.50	1.00	19.50	3.0/3.5*	4.6	0.25
20012	17.50	1.20	19.90	3.0/3.5*	5.2	0.25

\*The maximum working pressure is defined by the dripper

## → Driplines package data (on bundled coil)

Model	Wall thickness (mm)	Distance between drippers (m)	Coil length (m)	Average* coil weight (kg)	Coils in a 40 feet container (units)	Total in a 40 feet container (m)
16010	1.00	0.15 to 1.00	500	20.4	330	165000
16012	1.20	0.15 to 1.00	400	22.4	352	140800
20010	1.00	0.15 to 1.00	300	16.8	330	99000
20012	1.20	0.15 to 1.00	300	20.3	330	99000

\* Calculated weight average. For further details see "Average Coil Weight Disclaimer"

→ Catalog numbers

**DripWine™ AS 16010**

Catalog number 17664 - (any of below 6 digits)

Flow rate (l/h)	Distance between drippers (m)													
	0.15	0.20	0.25	0.30	0.33	0.40	0.50	0.60	0.65	0.70	0.75	0.80	0.90	1.00
0.60														
1.00											003700		003900	004000
1.60											004700		004950	005000
2.00													000001	006250
3.00														
3.50														
3.80														
Bundled coil length (m)	500	500	500	500	500	500	500	500	500	500	500	500	500	500

Missing catalog numbers available upon request.

**DripWine™ AS 16012**

Catalog number 17672 - (any of below 6 digits)

Flow rate (l/h)	Distance between drippers (m)													
	0.15	0.20	0.25	0.30	0.33	0.40	0.50	0.60	0.65	0.70	0.75	0.80	0.90	1.00
0.60														
1.00														
1.60														
2.00												000001		
3.00														
3.50														
3.80														
Bundled coil length (m)	400	400	400	400	400	400	400	400	400	400	400	400	400	400

Missing catalog numbers available upon request.

**DripWine™ AS 20010**

Catalog number 17759 - (any of below 6 digits)

Flow rate (l/h)	Distance between drippers (m)													
	0.15	0.20	0.25	0.30	0.33	0.40	0.50	0.60	0.65	0.70	0.75	0.80	0.90	1.00
0.60														
1.00														
1.60													000001	005000
2.00													000002	
3.00														
3.50														
3.80														
Bundled coil length (m)	300	300	300	300	300	300	300	300	300	300	300	300	300	300

Missing catalog numbers available upon request.

## DripWine™ AS 20012

Catalog number 17769 - (any of below 6 digits)

Flow rate (l/h)	Distance between drippers (m)													
	0.15	0.20	0.25	0.30	0.33	0.40	0.50	0.60	0.65	0.70	0.75	0.80	0.90	1.00
0.60														
1.00														
1.60				000004										
2.00														
3.00														
3.50														
3.80														
Bundled coil length (m)	300	300	300	300	300	300	300	300	300	300	300	300	300	300

Missing catalog numbers available upon request.

# Orion PC™

The Orion PC™ dripper represents a groundbreaking innovation in agriculture, making the magic of pressure-compensated (PC) irrigation accessible to all.

→ 12060 - 12080 - 12100 - 12125 - 16060 - 16080  
16100 - 16125 - 22060 - 22080 - 22100 - 22125



Pressure-compensated




Self-flushing mechanism



Wide filtration area

## / Benefits & Features

- **Pressure-compensated**      Precise and equal amounts of water delivered over a broad pressure range, ensuring 100% uniformity of water and nutrient distribution along the laterals.
- **Continuously self-flushing**      Flushes debris throughout operation, while ensuring constant dripper operation even with challenging water quality.
- **Wide filtration area**      Ensures optimal performance even under harsh water conditions, preventing the entrance of sediment into the labyrinths.
- **Wide water passages**      TurbuNext™ labyrinth ensures wide water passages, large deep and wide cross-section that improves clogging resistance.
- **ReGen™ (optional\*)**       ReGen™, the highest quality recycled dripline ever made, successfully addressing the supply chain sustainability needs of today's growers.

## / Specifications

- Pressure-compensated range: 0.2 - 1.8 bar.
- Recommended filtration: 130 micron / 120 mesh. Filtration method selected based on the kind and concentration of dirt particles contained in the water. Wherever sand exceeding 2 ppm exists in the water, a Hydrocyclone should be installed before the main filter. Where sand/silt/clay solids exceed 100 ppm, pre treatment it should be applied following Netafim expert instructions.
- TurbuNext™ labyrinth with superior performance.
- Weldable into thin wall driplines (0.15, 0.20, 0.25, 0.31 mm).
- Single part injected dripper, very low CV with injected membrane.
- High UV resistant. Resistant to standard nutrients used in agriculture.
- Compliance ISO 9261 international standards.

\*ReGen™ is currently available in few markets, and we are in the process of making it available in all the markets. Please consult your local Netafim™ representative for availability.



## → Drippers technical data

Flow rate* (l/h)	Working pressure range (bar)	Water passages dimensions width-depth-length (mm)	Filtration area (mm <sup>2</sup> )	Constant K	Exponent* X	Recommended filtration (micron)/(mesh)
1.05	0.2 - 1.8	0.65 x 0.68 x 9	29	1.05	0	130/120

\*Within working pressure range

## → Driplines technical data

Model	Inside diameter (mm)	Wall thickness (mm)	Outside diameter (mm)	Max. working pressure (bar)	Max. flushing pressure (bar)	KD
12060	11.80	0.15	12.10	1.8*	2.5	0.32
12080	11.80	0.20	12.20	1.8*	2.5	0.32
12100	11.80	0.25	12.30	1.8*	2.5	0.32
12125	11.80	0.31	12.42	1.8*	2.5	0.32
16060	16.20	0.15	16.50	1.0	1.2	0.08
16080	16.20	0.20	16.60	1.2	1.4	0.08
16100	16.20	0.25	16.70	1.4	1.6	0.08
16125	16.20	0.31	16.82	1.8	2.1	0.08
22060	22.20	0.15	22.50	0.8	0.9	0.05
22080	22.20	0.20	22.60	1.0	1.2	0.05
22100	22.20	0.25	22.70	1.1	1.3	0.05
22125	22.20	0.31	22.82	1.2	1.4	0.05

\* The maximum working pressure is defined by the dripper

## → Driplines package data (on carton coil)

Model	Wall thickness (mm)	Distance between drippers (m)	Coil length (m)	Average* coil weight (kg)	Coils per pallet (units)	Coils in a 40 feet container (units)	Total in a 40 feet container (m)
12060	0.15	0.15 to 0.25	2000	16.2	16	640	1280000
		0.30 to 1.00	2200	16.5			1408000
12080	0.20	0.15 to 0.25	1600	16.1	16	640	1024000
		0.30 to 1.00	1800	16.8			1152000
12100	0.25	0.15 to 0.25	1400	16.3	16	640	896000
		0.30 to 1.00	1500	16.4			960000
12125	0.31	0.15 to 0.25	1100	15.5	16	640	704000
		0.30 to 1.00	1200	16.0			768000
16060	0.15	0.15 to 0.25	1800	18.4	16	640	1152000
		0.30 to 1.00	2000	18.9			1280000
16080	0.20	0.15 to 0.25	1600	19.9	16	640	1024000
		0.30 to 1.00	1800	21.0			1152000
16100	0.25	0.15 to 0.25	1400	21.0	16	640	896000
		0.30 to 1.00	1600	22.8			1024000
16125	0.31	0.15 to 0.25	1300	23.5	16	640	832000
		0.30 to 1.00	1400	24.2			896000
22060	0.15	0.15 to 0.25	1500	19.7	16	640	960000
		0.30 to 1.00	1600	19.9			1024000
22080	0.20	0.15 to 0.25	1300	21.7	16	640	832000
		0.30 to 1.00	1400	22.3			896000
22100	0.25	0.15 to 0.25	1000	20.4	16	640	640000
		0.30 to 1.00	1100	21.6			704000
22125	0.31	0.15 to 0.25	900	22.0	16	640	576000
		0.30 to 1.00	1000	23.7			640000

\* Calculated weight average. For further details see "Average Coil Weight Disclaimer".

→ **Catalog numbers**

**Orion PC™ 12060 (with hole outlet)**

Catalog number 18320 - (any of bellow 6 digits)

Flow rate (l/h)	Distance between drippers (m)							
	0.15	0.20	0.25	0.30	0.35	0.40	0.50	0.60
1.05				000001				
Carton coil length (m)	2000	2000	2000	2200	2200	2200	2200	2200

Missing catalog numbers available upon request.

**Orion PC™ 12080 (with hole outlet)**

Catalog number 18300 - (any of bellow 6 digits)

Flow rate (l/h)	Distance between drippers (m)							
	0.15	0.20	0.25	0.30	0.35	0.40	0.50	0.60
1.05		000003						
Carton coil length (m)	1600	1600	1600	1800	1800	1800	1800	1800

Missing catalog numbers available upon request.

**Orion PC™ 12100 (with hole outlet)**

Catalog number 18301 - (any of bellow 6 digits)

Flow rate (l/h)	Distance between drippers (m)							
	0.15	0.20	0.25	0.30	0.35	0.40	0.50	0.60
1.05		000003						
Carton coil length (m)	1400	1400	1400	1500	1500	1500	1500	1500

Missing catalog numbers available upon request.

**Orion PC™ 12125 (with hole outlet)**

Catalog number 18302 - (any of bellow 6 digits)

Flow rate (l/h)	Distance between drippers (m)							
	0.15	0.20	0.25	0.30	0.35	0.40	0.50	0.60
1.05								
Carton coil length (m)	1100	1100	1100	1200	1200	1200	1200	1200

Missing catalog numbers available upon request.

**Orion PC™ 16060 (with hole outlet)**

Catalog number 18321 - (any of bellow 6 digits)

Flow rate (l/h)	Distance between drippers (m)							
	0.15	0.20	0.25	0.30	0.35	0.40	0.50	0.60
1.05				000001				
Carton coil length (m)	1800	1800	1800	2000	2000	2000	2000	2000

Missing catalog numbers available upon request.

**Orion PC™ 16080 (with hole outlet)**

Catalog number 18304 - (any of bellow 6 digits)

Flow rate (l/h)	Distance between drippers (m)							
	0.15	0.20	0.25	0.30	0.35	0.40	0.50	0.60
1.05		000007	000004	000009		000010	000008	
Carton coil length (m)	1600	1600	1600	1800	1800	1800	1800	1800

Missing catalog numbers available upon request.

### Orion PC™ 16100 (with hole outlet)

Catalog number 18305 - (any of bellow 6 digits)

Flow rate (l/h)	Distance between drippers (m)							
	0.15	0.20	0.25	0.30	0.35	0.40	0.50	0.60
1.05		000004		000003		000005	000006	
Carton coil length (m)	1400	1400	1400	1600	1600	1600	1600	1600

Missing catalog numbers available upon request.

### Orion PC™ 16125 (with hole outlet)

Catalog number 18306 - (any of bellow 6 digits)

Flow rate (l/h)	Distance between drippers (m)							
	0.15	0.20	0.25	0.30	0.35	0.40	0.50	0.60
1.05				000002				
Carton coil length (m)	1300	1300	1300	1400	1400	1400	1400	1400

Missing catalog numbers available upon request.

### Orion PC™ 22060 (with hole outlet)

Catalog number 18322 - (any of bellow 6 digits)

Flow rate (l/h)	Distance between drippers (m)							
	0.15	0.20	0.25	0.30	0.35	0.40	0.50	0.60
1.05				000001				
Carton coil length (m)	1500	1500	1500	1600	1600	1600	1600	1600

Missing catalog numbers available upon request.

### Orion PC™ 22080 (with hole outlet)

Catalog number 18308 - (any of bellow 6 digits)

Flow rate (l/h)	Distance between drippers (m)							
	0.15	0.20	0.25	0.30	0.35	0.40	0.50	0.60
1.05		000007	000006	000005		000010	000008	
Carton coil length (m)	1300	1300	1300	1400	1400	1400	1400	1400

Missing catalog numbers available upon request.

### Orion PC™ 22100 (with hole outlet)

Catalog number 18309 - (any of bellow 6 digits)

Flow rate (l/h)	Distance between drippers (m)							
	0.15	0.20	0.25	0.30	0.35	0.40	0.50	0.60
1.05		000008	000006	000005		000009	000010	
Carton coil length (m)	1000	1000	1000	1100	1100	1100	1100	1100

Missing catalog numbers available upon request.

### Orion PC™ 22125 (with hole outlet)

Catalog number 18310 - (any of bellow 6 digits)

Flow rate (l/h)	Distance between drippers (m)							
	0.15	0.20	0.25	0.30	0.35	0.40	0.50	0.60
1.05				000002		000003		
Carton coil length (m)	900	900	900	1000	1000	1000	1000	1000

Missing catalog numbers available upon request.

# / Aries™



Precision  
Agriculture



# Aries™ HWD

Integral non-pressure-compensated high clogging resistance dripper, for multi-seasonal permanent crops on surface or sub surface.

→ 12009 - 12010 - 16009 - 16010 - 16012 - 20010 - 20012



High clogging resistance



Wide filtration area



Wide water passages

## / Benefits & Features

- **High clogging resistance** Even with challenging water quality, with self-cleaning labyrinth that flushes debris throughout operation.
- **Wide filtration area** Ensures optimal performance even under harsh water conditions, preventing the entrance of sediments into the drippers.
- **Wide water passages** TurbuNext™ labyrinth ensures wide water passages, large deep and wide cross-section that improves clogging resistance.

## / Specifications

- Maximum operating pressure according to driplines wall thickness and diameter. See tables below.
- Recommended filtration: depending on dripper flow rate. Filtration method selected based on the kind and concentration of dirt particles contained in the water. Wherever sand exceeding 2 ppm exists in the water, a Hydrocyclone should be installed before the main filter. Where sand/silt/clay solids exceed 100 ppm, pre treatment it should be applied following Netafim™ expert instructions.
- TurbuNext™ labyrinth with superior performance.
- Weldable into thick wall driplines (0.90, 1.00, 1.20 mm).
- Injected dripper, very low CV.
- High UV resistant. Resistant to standard nutrients used in agriculture.
- Compliance ISO 9261 international standards.

## → Drippers technical data

12009, 12010, 16009, 16010, 20010 - 0.9, 1.0 mm wall thickness driplines

Flow rate* (l/h)	Max. working pressure (bar)**	Water passages dimensions width-depth-length (mm)	Filtration area (mm <sup>2</sup> )	Constant K	Exponent* X	Recommended filtration (micron)/(mesh)
0.55	3.0 / 3.5 / 4.0	0.47 x 0.53 x 65	36	0.191	0.46	130/120
0.80		0.54 x 0.69 x 65	43	0.277	0.46	130/120
1.00		0.60 x 0.74 x 65	49	0.347	0.46	200/80
1.50		0.71 x 0.85 x 65	53	0.520	0.46	200/80
2.00		0.76 x 1.03 x 65	54	0.693	0.46	200/80
3.00		0.90 x 1.20 x 65	54	1.040	0.46	200/80
4.00		0.94 x 1.28 x 33	54	1.387	0.46	200/80
8.00		1.52 x 1.28 x 28	50	2.773	0.46	200/80

\*Flow rate at 1.0 bar pressure \*\*According to driplines diameter and wall thickness

16012, 20012 - 1.2 mm wall thickness driplines

Flow rate* (l/h)	Max. working pressure (bar)	Water passages dimensions width-depth-length (mm)	Filtration area (mm <sup>2</sup> )	Constant K	Exponent X	Recommended filtration (micron)/(mesh)
0.55	4.0	0.47 x 0.53 x 65	36	0.191	0.46	130/120
0.85		0.54 x 0.69 x 65	43	0.295	0.46	130/120
1.05		0.60 x 0.74 x 65	49	0.364	0.46	200/80
1.60		0.71 x 0.85 x 65	53	0.554	0.46	200/80
2.10		0.76 x 1.03 x 65	54	0.728	0.46	200/80
3.15		0.90 x 1.20 x 65	54	1.092	0.46	200/80
4.20		0.94 x 1.28 x 33	54	1.455	0.46	200/80
8.40		1.52 x 1.28 x 28	50	2.912	0.46	200/80

\*Flow rate at 1.0 bar pressure

## → Driplines technical data

Model	Inside diameter (mm)	Wall thickness (mm)	Outside diameter (mm)	Max. working pressure (bar)	Max. flushing pressure (bar)	KD
12009	10.30	0.90	12.10	3.0	3.9	0.70
12010	10.30	1.00	12.30	4.0	5.2	0.70
16009	14.20	0.90	16.00	3.0	3.9	0.40
16010	14.20	1.00	16.20	3.5	4.6	0.40
16012	14.20	1.20	16.60	4.0	5.2	0.40
20010	17.50	1.00	19.50	3.5	4.6	0.10
20012	17.50	1.20	19.90	4.0	5.2	0.10

## → Driplines package data (on bundled coil)

Model	Wall thickness (mm)	Distance between drippers (m)	Coil length (m)	Average* coil weight (kg)	Coils in a 40 feet container (units)	Total in a 40 feet container (m)
12009	0.90	0.15 to 1.00	500	18.9	370	185000
12010	1.00	0.15 to 1.00	500	20.6	370	185000
16009	0.90	0.15 to 1.00	500	20.7	330	165000
16010	1.00	0.15 to 1.00	500	23.0	330	165000
16012	1.20	0.15 to 1.00	400	22.3	352	140800
20010	1.00	0.15 to 1.00	300	16.7	330	99000
20012	1.20	0.15 to 1.00	300	20.2	330	99000

\* Calculated weight average. For further details see "Average Coil Weight Disclaimer"

→ Catalog numbers

**Aries™ HWD 12009**

Catalog number 12710 - (any of below 6 digits)

Flow rate (l/h)	Distance between drippers (m)													
	0.15	0.20	0.25	0.30	0.33	0.40	0.50	0.60	0.65	0.70	0.75	0.80	0.90	1.00
0.55														
0.80														
1.00														
1.50														
2.00														
3.00														
4.00														
8.00														
Bundled coil length (m)	500	500	500	500	500	500	500	500	500	500	500	500	500	500

Missing catalog numbers available upon request.

**Aries™ HWD 12010**

Catalog number 12730 - (any of below 6 digits)

Flow rate (l/h)	Distance between drippers (m)													
	0.15	0.20	0.25	0.30	0.33	0.40	0.50	0.60	0.65	0.70	0.75	0.80	0.90	1.00
0.55				000900										
0.80														
1.00				000002		002100	002200	002300			002320			
1.50		002950		002955		002960	000003	000001						
2.00				003000		003350	003300	003400			003600			003800
3.00														
4.00				005900		005950	006000	006100			006200			006800
8.00														
Bundled coil length (m)	500	500	500	500	500	500	500	500	500	500	500	500	500	500

Missing catalog numbers available upon request.

**Aries™ HWD 16009**

Catalog number 12800 - (any of below 6 digits)

Flow rate (l/h)	Distance between drippers (m)													
	0.15	0.20	0.25	0.30	0.33	0.40	0.50	0.60	0.65	0.70	0.75	0.80	0.90	1.00
0.55				000700										
0.80		000034												
1.00		001020	001040	001050	000055	001100	001150	001200						
1.50		001480		001500		001550	001600	001650		000056	001700			001850
2.00	000016	002550	002600	002650	002660	002700	002750	002800		000036	002850	002860		002900
3.00				003150		003200	003250	003300			003350	003360	003385	003390
4.00		000033	029930	030000	030020	030100	030200	030300	030350	030400	030500	030550	030570	030700
8.00						032060	032070							
Bundled coil length (m)	500	500	500	500	500	500	500	500	500	500	500	500	500	500

Missing catalog numbers available upon request.

### Aries™ HWD 16010

Catalog number 12820 - (any of below 6 digits)

Flow rate (l/h)	Distance between drippers (m)													
	0.15	0.20	0.25	0.30	0.33	0.40	0.50	0.60	0.65	0.70	0.75	0.80	0.90	1.00
0.55				000600										
0.80														
1.00		000800	000950	001000		001100	001150	001200				001300	000002	001400
1.50		006990	006996	007000		007100	007200	007220			007240			007500
2.00		002400	002430	002600	002658	002700	002730	002750	000018	002756	002770	002800	002850	002900
3.00		000006		004000		004100	004200				004350			004500
4.00		005500		005600	005610	005700	005800	005900		005960	006000	006100		006200
8.00			000007	008000		000001	000008	008050						
Bundled coil length (m)	500	500	500	500	500	500	500	500	500	500	500	500	500	500

Missing catalog numbers available upon request.

### Aries™ HWD 16012

Catalog number 12840 - (any of below 6 digits)

Flow rate (l/h)	Distance between drippers (m)													
	0.15	0.20	0.25	0.30	0.33	0.40	0.50	0.60	0.65	0.70	0.75	0.80	0.90	1.00
0.55				009000										
0.85														
1.05		000110		000120										
1.60				001500			001560							
2.10				002500			002700				002750			
3.15														
4.20							006250							006500
8.40														
Bundled coil length (m)	400	400	400	400	400	400	400	400	400	400	400	400	400	400

Missing catalog numbers available upon request.

### Aries™ HWD 20010

Catalog number 12880 - (any of below 6 digits)

Flow rate (l/h)	Distance between drippers (m)													
	0.15	0.20	0.25	0.30	0.33	0.40	0.50	0.60	0.65	0.70	0.75	0.80	0.90	1.00
0.55				000600										
0.80	001000													
1.00		002000	002050	002100		002150	002200	002250			002300	002350		
1.50				007430		007460	007480	007500						
2.00		003500	003550	003600	003590	003650	003700	003750	000005	003770	003800	003900	004000	004050
3.00		004500	004550	004600		004650	004700	004750			004800	004850		004880
4.00	000007	004900	004950	005000	005020	005050	005100	005150		005200	005250	005710	005750	005950
8.00		000002	008900	008910		000003	008960	008970			008980		009000	
Bundled coil length (m)	300	300	300	300	300	300	300	300	300	300	300	300	300	300

Missing catalog numbers available upon request.



## Aries™ HWD 20012

Catalog number 12890 - (any of below 6 digits)


Flow rate (l/h)	Distance between drippers (m)													
	0.15	0.20	0.25	0.30	0.33	0.40	0.50	0.60	0.65	0.70	0.75	0.80	0.90	1.00
0.55				000900										
0.85														
1.05		001400					001650							
1.60				002630		002640								002680
2.10		003550		003600		003700	003800	003900			004050	004070		004200
3.15						004500	004520	004550		000004		004800		004900
4.20				000001		005000	005100	006000		006020	006200	006220		006250
8.40						006800	006810	000006				000002		007000
Bundled coil length (m)	300	300	300	300	300	300	300	300	300	300	300	300	300	300

Missing catalog numbers available upon request.

# Aries™ MWD

Integral non-pressure-compensated high clogging resistance dripper, for multi-seasonal semi-permanent crops on surface or sub surface.

→ 12200 - 12250 - 16200 - 16250 - 16008  
22200 - 22250



High clogging resistance



Wide filtration area



Wide water passages

## / Benefits & Features

- **High clogging resistance** Even with challenging water quality, with self-cleaning labyrinth that flushes debris throughout operation.
- **Wide filtration area** Ensures optimal performance even under harsh water conditions, preventing the entrance of sediments into the drippers.
- **Wide water passages** TurbuNext™ labyrinth ensures wide water passages, large deep and wide cross-section that improves clogging resistance.

## / Specifications

- Maximum operating pressure according to driplines wall thickness and diameter. See tables below.
- Recommended filtration: depending on dripper flow rate. Filtration method selected based on the kind and concentration of dirt particles contained in the water. Wherever sand exceeding 2 ppm exists in the water, a Hydrocyclone should be installed before the main filter. Where sand/silt/clay solids exceed 100 ppm, pre treatment it should be applied following Netafim™ expert instructions.
- TurbuNext™ labyrinth with superior performance.
- Weldable into medium wall driplines (0.50 , 0.63, 0.80 mm).
- Injected dripper, very low CV.
- High UV resistant. Resistant to standard nutrients used in agriculture.
- Compliance ISO 9261 international standards.

## → Drippers technical data

12200, 12250, 16200, 16250, 22200, 22250 - 0.50, 0.63 mm wall thickness driplines

Flow rate* (l/h)	Max. working pressure (bar)**	Water passages dimensions width-depth-length (mm)	Filtration area (mm <sup>2</sup> )	Constant K	Exponent X	Recommended filtration (micron)/(mesh)
0.50	2.5 / 3.0 / 3.5	0.47 x 0.53 x 65	36	0.173	0.46	130/120
0.80		0.54 x 0.69 x 65	43	0.277	0.46	130/120
1.00		0.60 x 0.74 x 65	49	0.347	0.46	200/80
1.40		0.71 x 0.85 x 65	53	0.485	0.46	200/80
1.90		0.76 x 1.03 x 65	54	0.659	0.46	200/80
2.85		0.90 x 1.20 x 65	54	0.988	0.46	200/80
3.80		0.94 x 1.28 x 33	54	1.316	0.46	200/80
8.00		1.52 x 1.28 x 28	50	2.773	0.46	200/80

\*Flow rate at 1.0 bar pressure \*\*According to driplines diameter and wall thickness

## → Drippers technical data

16008 - 0.8 mm wall thickness driplines

Flow rate* (l/h)	Max. working pressure (bar)	Water passages dimensions width-depth-length (mm)	Filtration area (mm <sup>2</sup> )	Constant K	Exponent X	Recommended filtration (micron)/(mesh)
0.55	3.0	0.47 x 0.53 x 65	36	0.191	0.46	130/120
0.80		0.54 x 0.69 x 65	43	0.277	0.46	130/120
1.00		0.60 x 0.74 x 65	49	0.347	0.46	200/80
1.50		0.71 x 0.85 x 65	53	0.520	0.46	200/80
2.00		0.76 x 1.03 x 65	54	0.693	0.46	200/80
3.00		0.90 x 1.20 x 65	54	1.040	0.46	200/80
4.00		0.94 x 1.28 x 33	54	1.387	0.46	200/80
8.00		1.52 x 1.28 x 28	50	2.773	0.46	200/80

\*Flow rate at 1.0 bar pressure

## → Driplines technical data

Model	Inside diameter (mm)	Wall thickness (mm)	Outside diameter (mm)	Max. working pressure (bar)	Max. flushing pressure (bar)	KD
12200	11.80	0.50	12.80	3.0	3.9	0.40
12250	11.80	0.63	13.06	3.5	4.6	0.40
16200	15.50	0.50	16.50	2.5	3.3	0.35
16250	15.50	0.63	16.76	2.8	3.6	0.35
16008	14.20	0.80	15.80	3.0	3.9	0.40
22200	22.20	0.50	23.20	2.0	2.6	0.06
22250	22.20	0.63	23.56	2.5	3.3	0.06

→ Driplines package data (on carton coil)

Model	Wall thickness (mm)	Distance between drippers (m)	Coil length (m)	Average* coil weight (kg)	Coils per pallet (units)	Coils in a 40 feet container (units)	Total in a 40 feet container (m)
12200	0.50	0.15 to 0.25	800	17.6	12	480	384000
		0.30 to 1.00	900	18.8			432000
12250	0.63	0.15 to 0.25	700	19.0	12	480	336000
		0.30 to 1.00	750	19.6			360000
16200	0.50	0.15 to 0.25	850	23.1	12	480	408000
		0.30 to 1.00	900	23.7			432000
16250	0.63	0.15 to 0.25	750	25.4	12	480	360000
		0.30 to 1.00	800	26.3			384000
16008	0.80	0.15	450	19.4	12	480	216000
		0.20 to 1.00	500	21.0			240000
22200	0.50	0.15 to 0.25	700	17.9	12	480	336000
		0.30 to 1.00	800	20.4			384000
22250	0.63	0.15 to 0.25	550	25.7	12	480	264000
		0.30 to 1.00	600	27.4			288000

\* Calculated weight average. For further details see "Average Coil Weight Disclaimer".

→ Catalog numbers

**Aries™ MWD 12200**

Catalog number 12750 - (any of below 6 digits)

Flow rate (l/h)	Distance between drippers (m)													
	0.15	0.20	0.25	0.30	0.35	0.40	0.50	0.60	0.65	0.70	0.75	0.80	0.90	1.00
0.50				000100										
0.80														
1.00														
1.40														
1.90						003000								
2.85						004100	004300							
3.80														
8.00				007000										
Carton coil length (m)	800	800	800	900	900	900	900	900	900	900	900	900	900	900

Missing catalog numbers available upon request.

**Aries™ MWD 12250**

Catalog number 12760 - (any of below 6 digits)

Flow rate (l/h)	Distance between drippers (m)													
	0.15	0.20	0.25	0.30	0.35	0.40	0.50	0.60	0.65	0.70	0.75	0.80	0.90	1.00
0.50				000100										
0.80														
1.00		001000	001005	001020		001040								
1.40		000001												
1.90														
2.85														
3.80														
8.00				007000										
Carton coil length (m)	700	700	700	750	750	750	750	750	750	750	750	750	750	750

Missing catalog numbers available upon request.

**Aries™ MWD 16200**

Catalog number 12930 - (any of below 6 digits)

Flow rate (l/h)	Distance between drippers (m)													
	0.15	0.20	0.25	0.30	0.35	0.40	0.50	0.60	0.65	0.70	0.75	0.80	0.90	1.00
0.50				009000										
0.80														
1.00		000020		000050		000070	000003							000140
1.40				000200		000210	000220	000230		000240				
1.90		000810		000870	000002	004550	002700	002720		000014		000017		
2.85			000001	004150		004250	004600				000016			
3.80				006150		006200								
8.00				010000										
Carton coil length (m)	850	850	850	900	900	900	900	900	900	900	900	900	900	900

Missing catalog numbers available upon request.

### Aries™ MWD 16250

Catalog number 12940 - (any of below 6 digits)

Flow rate (l/h)	Distance between drippers (m)													
	0.15	0.20	0.25	0.30	0.35	0.40	0.50	0.60	0.65	0.70	0.75	0.80	0.90	1.00
0.50				007000										
0.80	000100													
1.00	000900	001020		001052	001057	001080	001090	000006						
1.40		000001		001500		001510	001520	001530						
1.90	000004	002420		002460	002480	002605	002630	002730						
2.85						005570	005590				005630			
3.80							000007							000002
8.00				009000										
Carton coil length (m)	750	750	750	800	800	800	800	800	800	800	800	800	800	800

Missing catalog numbers available upon request.

### Aries™ MWD 16008

Catalog number 12960 - (any of below 6 digits)

Flow rate (l/h)	Distance between drippers (m)													
	0.15	0.20	0.25	0.30	0.35	0.40	0.50	0.60	0.65	0.70	0.75	0.80	0.90	1.00
0.55				000700										
0.80														
1.00		001010		001060		001066	001071	001076			001100	001120		
1.50		001470		001500		001511	001521	001531			001541			001571
2.00		002355		002450		002600	002800	002811			002831			002871
3.00				004300			004350							
4.00				006300		006311	006321	006331			006341			006371
8.00														
Carton coil length (m)	450	500	500	500	500	500	500	500	500	500	500	500	500	500

Missing catalog numbers available upon request.

### Aries™ MWD 22200

Catalog number 12969 - (any of below 6 digits)

Flow rate (l/h)	Distance between drippers (m)													
	0.15	0.20	0.25	0.30	0.35	0.40	0.50	0.60	0.65	0.70	0.75	0.80	0.90	1.00
0.50				001000										
0.80														
1.00														
1.40														
1.90														
2.85														
3.80														
8.00				006000										
Carton coil length (m)	700	700	700	800	800	800	800	800	800	800	800	800	800	800

Missing catalog numbers available upon request.

## Aries™ MWD 22250

Catalog number 12970 - (any of below 6 digits)


Flow rate (l/h)	Distance between drippers (m)													
	0.15	0.20	0.25	0.30	0.35	0.40	0.50	0.60	0.65	0.70	0.75	0.80	0.90	1.00
0.50				000600										
0.80														
1.00				001900		002000	002100	000001						
1.40		000004		003100		003200	003250			000003				
1.90														
2.85														
3.80														
8.00				009000										000002
Carton coil length (m)	550	550	550	600	600	600	600	600	600	600	600	600	600	600

Missing catalog numbers available upon request.

# Aries™ TWD

Integral non-pressure-compensated high clogging resistance dripper, for multi-seasonal semi-permanent crops on surface or sub surface.

→ 12125 - 12150 - 16125 - 16150 - 22125  
22135 - 22150



High clogging resistance



Wide filtration area



Wide water passages

## / Benefits & Features

- **High clogging resistance** Even with challenging water quality, with self-cleaning labyrinth that flushes debris throughout operation.
- **Wide filtration area** Ensures optimal performance even under harsh water conditions, preventing the entrance of sediments into the drippers.
- **Wide water passages** TurbuNext™ labyrinth ensures wide water passages, large deep and wide cross-section that improves clogging resistance.

## / Specifications

- Maximum operating pressure according to driplines wall thickness and diameter. See table below.
- Recommended filtration: depending on dripper flow rate. Filtration method selected based on the kind and concentration of dirt particles contained in the water. Wherever sand exceeding 2 ppm exists in the water, a Hydrocyclone should be installed before the main filter. Where sand/silt/clay solids exceed 100 ppm, pre treatment it should be applied following Netafim™ expert instructions.
- TurbuNext™ labyrinth with superior performance.
- Weldable into thin wall driplines (0.31, 0.34, 0.38 mm).
- Injected dripper, very low CV.
- High UV resistant. Resistant to standard nutrients used in agriculture.
- Compliance ISO 9261 international standards.



## → Drippers technical data

12125, 12150, 16125, 16150, 22125, 22135, 22150 - 0.31, 0.34, 0.38 mm wall thickness driplines

Flow rate* (l/h)	Max. working pressure (bar)**	Water passages dimensions width-depth-length (mm)	Filtration area (mm <sup>2</sup> )	Constant K	Exponent X	Recommended filtration (micron)/(mesh)
0.50	1.2 up to 3.0	0.47 x 0.53 x 65	36	0.173	0.46	130/120
0.80		0.54 x 0.69 x 65	43	0.277	0.46	130/120
0.95		0.60 x 0.74 x 65	49	0.329	0.46	200/80
1.35		0.71 x 0.85 x 65	53	0.468	0.46	200/80
1.85		0.76 x 1.03 x 65	54	0.641	0.46	200/80
2.80		0.90 x 1.20 x 65	54	0.971	0.46	200/80
3.80		0.94 x 1.28 x 33	54	1.318	0.46	200/80
8.00		1.52 x 1.28 x 28	50	2.773	0.46	200/80

\*Flow rate at 1.0 bar pressure \*\*According to driplines diameter and wall thickness

## → Driplines technical data

Model	Inside diameter (mm)	Wall thickness (mm)	Outside diameter (mm)	Max. working pressure (bar)	Max. flushing pressure (bar)	KD
12125	11.80	0.31	12.42	2.5	2.9	0.40
12150	11.80	0.38	12.56	3.0	3.5	0.40
16125	16.20	0.31	16.82	1.8	2.1	0.30
16150	16.20	0.38	16.96	2.2	2.5	0.30
22125	22.20	0.31	22.82	1.2	1.4	0.06
22135	22.20	0.34	22.88	1.5	1.9	0.06
22150	22.20	0.38	22.96	1.8	2.1	0.06

## → Driplines package data (on carton coil)

Model	Wall thickness (mm)	Distance between drippers (m)	Coil length (m)	Average* coil weight (kg)	Coils per pallet (units)	Coils in a 40 feet container (units)	Total in a 40 feet container (m)
12125	0.31	0.15	1300	14.5	12	480	624000
		0.20 to 0.25	1300	14.5			624000
		0.30 to 1.00	1350	15.1			640000
12150	0.38	0.15	1000	19.1	12	480	480000
		0.20 to 0.25	1100	19.3			528000
		0.30 to 1.00	1200	19.8			576000
16125	0.31	0.15 to 0.25	1000	18.7	16	640	640000
		0.30 to 1.00	1100	19.5			704000
16150	0.38	0.15 to 0.25	900	20.1	16	640	576000
		0.30 to 1.00	1000	21.4			640000
22125	0.31	0.15 to 0.25	900	21.9	16	640	576000
		0.30 to 1.00	1000	23.4			640000
22135	0.34	0.15 to 0.25	800	18.2	16	640	512000
		0.30 to 1.00	900	20.5			576000
22150	0.38	0.15 to 0.25	700	20.6	16	640	448000
		0.30 to 1.00	800	22.7			512000

\* Calculated weight average. For further details see "Average Coil Weight Disclaimer".

→ Catalog numbers

**Aries™ TWD 12125**

Catalog number 12735 - (any of below 6 digits)

Flow rate (l/h)	Distance between drippers (m)													
	0.15	0.20	0.25	0.30	0.35	0.40	0.50	0.60	0.65	0.70	0.75	0.80	0.90	1.00
0.50				001000										
0.80														
0.95				002010										
1.35														
1.85														
2.80														
3.80														
8.00				007000										
Carton coil length (m)	1300	1300	1300	1350	1350	1350	1350	1350	1350	1350	1350	1350	1350	1350

Missing catalog numbers available upon request.

**Aries™ TWD 12150**

Catalog number 12740 - (any of below 6 digits)

Flow rate (l/h)	Distance between drippers (m)													
	0.15	0.20	0.25	0.30	0.35	0.40	0.50	0.60	0.65	0.70	0.75	0.80	0.90	1.00
0.50				000900										
0.80														
0.95		002010		002046										
1.35														
1.85														
2.80														
3.80														
8.00				007000										
Carton coil length (m)	1000	1100	1100	1200	1200	1200	1200	1200	1200	1200	1200	1200	1200	1200

Missing catalog numbers available upon request.

**Aries™ TWD 16125**

Catalog number 12935 - (any of below 6 digits)

Flow rate (l/h)	Distance between drippers (m)													
	0.15	0.20	0.25	0.30	0.35	0.40	0.50	0.60	0.65	0.70	0.75	0.80	0.90	1.00
0.50				001000										
0.80			000003											
0.95	002210	002230		002300			003220							
1.35	006970			007010		007030								
1.85		003245	003240	003300		003330				003380	000004			
2.80		004240	000002					004500						
3.80						005320								
8.00				009000										
Carton coil length (m)	1000	1000	1000	1100	1100	1100	1100	1100	1100	1100	1100	1100	1100	1100

Missing catalog numbers available upon request.

### Aries™ TWD 16150

Catalog number 12937 - (any of below 6 digits)

Flow rate (l/h)	Distance between drippers (m)													
	0.15	0.20	0.25	0.30	0.35	0.40	0.50	0.60	0.65	0.70	0.75	0.80	0.90	1.00
0.50				000900										
0.80				001100										
0.95		002020		002050		002080	002090							
1.35		003030		003050		003070	003090							
1.85		003478		003500		003520	003540	000002						
2.80	000008	004480		004500		004520		004600						
3.80				006000		006020		006120						
8.00				009000										
Carton coil length (m)	900	900	900	1000	1000	1000	1000	1000	1000	1000	1000	1000	1000	1000

Missing catalog numbers available upon request.

### Aries™ TWD 22125

Catalog number 12965 - (any of below 6 digits)

Flow rate (l/h)	Distance between drippers (m)													
	0.15	0.20	0.25	0.30	0.35	0.40	0.50	0.60	0.65	0.70	0.75	0.80	0.90	1.00
0.50				001000										
0.80						000003								
0.95				002050		002100	002150							
1.35				002600		002640								
1.85				003050		003100	003150							
2.80														
3.80										004000				
8.00														
Carton coil length (m)	900	900	900	1000	1000	1000	1000	1000	1000	1000	1000	1000	1000	1000

Missing catalog numbers available upon request.

### Aries™ TWD 22135

Catalog number 12966 - (any of below 6 digits)

Flow rate (l/h)	Distance between drippers (m)													
	0.15	0.20	0.25	0.30	0.35	0.40	0.50	0.60	0.65	0.70	0.75	0.80	0.90	1.00
0.50				001000										
0.80														
0.95														
1.35														
1.85														
2.80														
3.80														
8.00				006000										
Carton coil length (m)	800	800	800	900	900	900	900	900	900	900	900	900	900	900

Missing catalog numbers available upon request.

## Aries™ TWD 22150

Catalog number 12967 - (any of below 6 digits)

Flow rate (l/h)	Distance between drippers (m)													
	0.15	0.20	0.25	0.30	0.35	0.40	0.50	0.60	0.65	0.70	0.75	0.80	0.90	1.00
0.50				000600										
0.80				000010		000790	000800	000013						
0.95				001000				000001						
1.35														
1.85						000031								
2.80														
3.80														
8.00				009000										
Carton coil length (m)	700	700	700	800	800	800	800	800	800	800	800	800	800	800

Missing catalog numbers available upon request.

# / Typhoon™ Plus




Precision  
Agriculture



# Typhoon™ Plus

Integral non-pressure-compensated high clogging resistance dripper, for semi-permanent applications.

→ 12125 - 12150 - 12180 - 16080 - 16100 - 16125  
16150 - 16180 - 22080 - 22100 - 22135 - 22150  
22180 - 25135 - 25150



High clogging resistance




Wide filtration area



Wide water passages

## / Benefits & Features

- High clogging resistance Even with challenging water quality, with self-cleaning labyrinth that flushes debris, throughout operation.
- Wide filtration area Ensures optimal performance even under harsh water conditions, preventing the entrance of sediment into the labyrinths.
- Wide water passages TurbuNext™ labyrinth ensures wide water passages, large deep and wide cross-section that improves clogging resistance.
- InsectShield™ (optional\*\*)  Innovative dripline capable of protecting itself against insect bites without using toxic components, based on essential oils integrated into the pipe resin during manufacturing.

\*\*Please note that this option is available only in countries where it is approved by regulatory authorities. Please contact your Netafim™ local representative to check availability.

## / Specifications

- Maximum operating pressure according to driplines wall thickness and diameter. See tables below.
- Recommended filtration: depending on dripper flow rate. Filtration method selected based on the kind and concentration of dirt particles contained in the water. Wherever sand exceeding 2 ppm exists in the water, a Hydrocyclone should be installed before the main filter. Where sand/silt/clay solids exceed 100 ppm, pre treatment it should be applied following Netafim™ expert instructions.
- TurbuNext™ labyrinth with superior performance.
- Weldable into thin wall driplines (0.20, 0.25, 0.31, 0.38, 0.45 mm).
- Injected dripper, very low CV.
- High UV resistant. Resistant to standard nutrients used in agriculture.
- Compliance ISO 9261 international standards.

## → Drippers technical data

Flow rate* (l/h)	Max. working pressure (bar)**	Water passages dimensions width-depth-length (mm)	Filtration area (mm <sup>2</sup> )	Constant K	Exponent X	Recommended filtration (micron)/(mesh)
0.50	1.0 up to 3.0	0.45 x 0.45 x 34	21	0.177	0.45	130/120
0.70		0.52 x 0.51 x 34	22	0.247	0.45	130/120
1.00		0.60 x 0.59 x 34	24	0.355	0.45	200/80
1.60		0.66 x 0.63 x 18	26	0.567	0.45	200/80
2.20		0.77 x 0.72 x 18	26	0.780	0.45	200/80

\*Flow rate at 1.0 bar pressure \*\* According to driplines diameter and wall thickness

## → Driplines technical data

Model	Inside diameter (mm)	Wall thickness (mm)	Outside diameter (mm)	Max. working pressure (bar)	Max. flushing pressure (bar)	KD
12125	11.80	0.31	12.42	2.5	2.9	0.20
12150	11.80	0.38	12.56	3.0	3.5	0.20
12180	11.80	0.45	12.70	3.2	3.7	0.20
16080	16.20	0.20	16.60	1.2	1.4	0.10
16100	16.20	0.25	16.70	1.4	1.6	0.10
16125	16.20	0.31	16.82	1.8	2.1	0.10
16150	16.20	0.38	16.96	2.2	2.5	0.10
16180	16.20	0.45	17.10	2.5	2.9	0.10
22080	22.20	0.20	22.60	1.0	1.2	0.02
22100	22.20	0.25	22.70	1.1	1.3	0.02
22135	22.20	0.34	22.88	1.5	1.7	0.02
22150	22.20	0.38	22.96	1.8	2.1	0.02
22180	22.20	0.45	23.10	2.1	2.4	0.02
25135	25.00	0.34	25.68	1.2	1.4	0.01
25150	25.00	0.38	25.76	1.4	1.6	0.01

→ Driplines package data (on carton coil)

Model	Wall thickness (mm)	Distance between drippers (m)	Coil length (m)	Average* coil weight (kg)	Coils per pallet (units)	Coils in a 40 feet container (units)	Total in a 40 feet container (m)
12125	0.31	0.15 to 0.25	1200	13.4	16	640	768000
		0.30 to 1.00	1300	14.5			832000
12150	0.38	0.15 to 0.25	1100	15.1	16	640	704000
		0.30 to 1.00	1100	15.1			704000
12180	0.45	0.15 to 0.25	650	12.3	16	640	416000
		0.15 to 0.25	700	13.0			448000
16080	0.20	0.15 to 0.25	2400	23.4	16	640	1536000
		0.30 to 1.00	2500	24.4			1600000
16100	0.25	0.15 to 0.25	1900	23.2	16	640	1216000
		0.30 to 1.00	2000	24.5			1280000
16125	0.31	0.15 to 0.25	1350	20.6	16	640	864000
		0.30 to 1.00	1600	24.4			1024000
16150	0.38	0.15 to 0.25	1200	22.5	16	640	768000
		0.30 to 1.00	1300	24.4			832000
16180	0.45	0.15 to 0.25	1100	20.6	16	640	704000
		0.30 to 1.00	1200	22.5			768000
22080	0.20	0.15 to 0.25	1500	20.0	16	640	960000
		0.30 to 1.00	1700	22.7			1088000
22100	0.25	0.15 to 0.25	1200	20.0	16	640	768000
		0.30 to 1.00	1500	25.0			960000
22135	0.34	0.15 to 0.25	1100	25.1	16	640	704000
		0.30 to 1.00	1100	25.1			704000
22150	0.38	0.15 to 0.25	1000	25.5	16	640	640000
		0.30 to 1.00	1000	25.5			640000
22180	0.45	0.15 to 0.25	800	24.3	16	640	512000
		0.30 to 1.00	900	27.3			576000
25135	0.34	0.15 to 0.25	900	23.3	16	640	576000
		0.30 to 1.00	1000	25.8			640000
25150	0.38	0.15 to 0.25	900	26.0	16	640	576000
		0.30 to 1.00	900	26.0			576000

\* Calculated weight average. For further details see "Average Coil Weight Disclaimer".



→ Catalog numbers

**Typhoon™ Plus 12125 (with flat outlet)**  
Catalog number 15686 - (any of below 6 digits)

Flow rate (l/h)	Distance between drippers (m)													
	0.15	0.20	0.25	0.30	0.35	0.40	0.50	0.60	0.65	0.70	0.75	0.80	0.90	1.00
0.50														
0.70														
1.00														
1.60														
2.20														
Carton coil length (m)	1200	1200	1200	1300	1300	1300	1300	1300	1300	1300	1300	1300	1300	1300

Missing catalog numbers available upon request.

**Typhoon™ Plus 12125 (with hole outlet)**  
Catalog number 15686 - (any of below 6 digits)

Flow rate (l/h)	Distance between drippers (m)													
	0.15	0.20	0.25	0.30	0.35	0.40	0.50	0.60	0.65	0.70	0.75	0.80	0.90	1.00
0.50				000002		000003	000001							
0.70		000090												
1.00				000101										
1.60				000130										
2.20														
Carton coil length (m)	1200	1200	1200	1300	1300	1300	1300	1300	1300	1300	1300	1300	1300	1300

Missing catalog numbers available upon request.

**Typhoon™ Plus 12150 (with flat outlet)**  
Catalog number 15688 - (any of below 6 digits)

Flow rate (l/h)	Distance between drippers (m)													
	0.15	0.20	0.25	0.30	0.35	0.40	0.50	0.60	0.65	0.70	0.75	0.80	0.90	1.00
0.50														
0.70														
1.00														
1.60														
2.20														
Carton coil length (m)	1100	1100	1100	1100	1100	1100	1100	1100	1100	1100	1100	1100	1100	1100

Missing catalog numbers available upon request.

**Typhoon™ Plus 12150 (with hole outlet)**  
Catalog number 15688 - (any of below 6 digits)

Flow rate (l/h)	Distance between drippers (m)													
	0.15	0.20	0.25	0.30	0.35	0.40	0.50	0.60	0.65	0.70	0.75	0.80	0.90	1.00
0.50														
0.70														
1.00		000100		000130										
1.60														
2.20														
Carton coil length (m)	1100	1100	1100	1100	1100	1100	1100	1100	1100	1100	1100	1100	1100	1100

Missing catalog numbers available upon request.

**Typhoon™ Plus 12180 (with flap outlet)**  
 Catalog number 15689 - (any of below 6 digits)

Flow rate (l/h)	Distance between drippers (m)													
	0.15	0.20	0.25	0.30	0.35	0.40	0.50	0.60	0.65	0.70	0.75	0.80	0.90	1.00
0.50														
0.70														
1.00														
1.60														
2.20														
Carton coil length (m)	650	650	650	700	700	700	700	700	700	700	700	700	700	700

Missing catalog numbers available upon request.

**Typhoon™ Plus 12180 (with hole outlet)**  
 Catalog number 15689 - (any of below 6 digits)

Flow rate (l/h)	Distance between drippers (m)													
	0.15	0.20	0.25	0.30	0.35	0.40	0.50	0.60	0.65	0.70	0.75	0.80	0.90	1.00
0.50														
0.70														
1.00														
1.60														
2.20														
Carton coil length (m)	650	650	650	700	700	700	700	700	700	700	700	700	700	700

Missing catalog numbers available upon request.

**Typhoon™ Plus 16080 (with flap outlet)**  
 Catalog number 15690 - (any of below 6 digits)

Flow rate (l/h)	Distance between drippers (m)													
	0.15	0.20	0.25	0.30	0.35	0.40	0.50	0.60	0.65	0.70	0.75	0.80	0.90	1.00
0.50				000015										
0.70		000072												
1.00		000090		000160										
1.60		000490	000520			000560								
2.20														
Carton coil length (m)	2400	2400	2400	2500	2500	2500	2500	2500	2500	2500	2500	2500	2500	2500

Missing catalog numbers available upon request.

**Typhoon™ Plus 16080 (with hole outlet)**  
 Catalog number 15690 - (any of below 6 digits)

Flow rate (l/h)	Distance between drippers (m)													
	0.15	0.20	0.25	0.30	0.35	0.40	0.50	0.60	0.65	0.70	0.75	0.80	0.90	1.00
0.50														
0.70	000002	000070		000001										
1.00		000091	000100	000130	000260	000140	000014	000009						
1.60		000460	000008	000530		000550								
2.20		000006	000012	000011		000013								
Carton coil length (m)	2400	2400	2400	2500	2500	2500	2500	2500	2500	2500	2500	2500	2500	2500

Missing catalog numbers available upon request.

**Typhoon™ Plus 16100 (with flap outlet)**  
 Catalog number 15695 - (any of below 6 digits)

Flow rate (l/h)	Distance between drippers (m)													
	0.15	0.20	0.25	0.30	0.35	0.40	0.50	0.60	0.65	0.70	0.75	0.80	0.90	1.00
0.50				000005										
0.70	000006						000090							
1.00	000007	000100	000130	000160	000220	000250								
1.60		000410		000470	000500	000560								
2.20														
Carton coil length (m)	1900	1900	1900	2000	2000	2000	2000	2000	2000	2000	2000	2000	2000	2000

Missing catalog numbers available upon request.

**Typhoon™ Plus 16100 (with hole outlet)**  
 Catalog number 15695 - (any of below 6 digits)

Flow rate (l/h)	Distance between drippers (m)													
	0.15	0.20	0.25	0.30	0.35	0.40	0.50	0.60	0.65	0.70	0.75	0.80	0.90	1.00
0.50														
0.70			000009											
1.00		000102		000162	000190	000252	000280							
1.60		000004		000440		000530	000620	000650						
2.20														
Carton coil length (m)	1900	1900	1900	2000	2000	2000	2000	2000	2000	2000	2000	2000	2000	2000

Missing catalog numbers available upon request.

**Typhoon™ Plus 16125 (with flap outlet)**  
 Catalog number 15700 - (any of below 6 digits)

Flow rate (l/h)	Distance between drippers (m)													
	0.15	0.20	0.25	0.30	0.35	0.40	0.50	0.60	0.65	0.70	0.75	0.80	0.90	1.00
0.50														
0.70		000008		000100	000024	000013								
1.00	000014	000001		000290		000350	000440							
1.60	000540	000570		000630		000720	000009	000780						
2.20														
Carton coil length (m)	1350	1350	1350	1600	1600	1600	1600	1600	1600	1600	1600	1600	1600	1600

Missing catalog numbers available upon request.

**Typhoon™ Plus 16125 (with hole outlet)**  
 Catalog number 15700 - (any of below 6 digits)

Flow rate (l/h)	Distance between drippers (m)													
	0.15	0.20	0.25	0.30	0.35	0.40	0.50	0.60	0.65	0.70	0.75	0.80	0.90	1.00
0.50	000015	000010												
0.70	000002			000003		000110								
1.00		000016	000012	000260	000320	000380	000410							
1.60		000006	000600	000660	000665	000690	000750	000782						
2.20		000007	000020	000021	000022									
Carton coil length (m)	1350	1350	1350	1600	1600	1600	1600	1600	1600	1600	1600	1600	1600	1600

Missing catalog numbers available upon request.

**Typhoon™ Plus 16150 (with flap outlet)**  
 Catalog number 15705 - (any of below 6 digits)

Flow rate (l/h)	Distance between drippers (m)													
	0.15	0.20	0.25	0.30	0.35	0.40	0.50	0.60	0.65	0.70	0.75	0.80	0.90	1.00
0.50							000003							
0.70		000100		000130										
1.00		000008		000290			000410							
1.60		000510		000004	000011	000006	000840	000940						
2.20														
Carton coil length (m)	1200	1200	1200	1300	1300	1300	1300	1300	1300	1300	1300	1300	1300	1300

Missing catalog numbers available upon request.

**Typhoon™ Plus 16150 (with hole outlet)**  
 Catalog number 15705 - (any of below 6 digits)

Flow rate (l/h)	Distance between drippers (m)													
	0.15	0.20	0.25	0.30	0.35	0.40	0.50	0.60	0.65	0.70	0.75	0.80	0.90	1.00
0.50														
0.70	000007						000010							
1.00		000230		000260	000320	000350	000380							
1.60				000640		000740	000005							
2.20		000001										000024		
Carton coil length (m)	1200	1200	1200	1300	1300	1300	1300	1300	1300	1300	1300	1300	1300	1300

Missing catalog numbers available upon request.

**Typhoon™ Plus 16180 (with flap outlet)**  
 Catalog number 15581 - (any of below 6 digits)

Flow rate (l/h)	Distance between drippers (m)													
	0.15	0.20	0.25	0.30	0.35	0.40	0.50	0.60	0.65	0.70	0.75	0.80	0.90	1.00
0.50														
0.70														
1.00														
1.60														
2.20														
Carton coil length (m)	1100	1100	1100	1200	1200	1200	1200	1200	1200	1200	1200	1200	1200	1200

Missing catalog numbers available upon request.

**Typhoon™ Plus 16180 (with hole outlet)**  
 Catalog number 15581 - (any of below 6 digits)

Flow rate (l/h)	Distance between drippers (m)													
	0.15	0.20	0.25	0.30	0.35	0.40	0.50	0.60	0.65	0.70	0.75	0.80	0.90	1.00
0.50														
0.70														
1.00														
1.60				000001		000003	000002							
2.20														
Carton coil length (m)	1100	1100	1100	1200	1200	1200	1200	1200	1200	1200	1200	1200	1200	1200

Missing catalog numbers available upon request.

**Typhoon™ Plus 22080 (with flap outlet)**  
 Catalog number 15710 - (any of below 6 digits)

Flow rate (l/h)	Distance between drippers (m)													
	0.15	0.20	0.25	0.30	0.35	0.40	0.50	0.60	0.65	0.70	0.75	0.80	0.90	1.00
0.50		001100		001115			000003							
0.70		000002	001150	001250		001350	001450							
1.00		001600		001750		001850	001950							002100
1.60				002200		002300	002350							
2.20				002400		000005								
Carton coil length (m)	1500	1500	1500	1700	1700	1700	1700	1700	1700	1700	1700	1700	1700	1700

Missing catalog numbers available upon request.

**Typhoon™ Plus 22080 (with hole outlet)**  
 Catalog number 15710 - (any of below 6 digits)

Flow rate (l/h)	Distance between drippers (m)													
	0.15	0.20	0.25	0.30	0.35	0.40	0.50	0.60	0.65	0.70	0.75	0.80	0.90	1.00
0.50				001110			000004							
0.70		000001		001200		001300	001400	001500						
1.00		001550	001650	001700		001800	001900	002000						002050
1.60				002150		002250								
2.20							002450							
Carton coil length (m)	1500	1500	1500	1700	1700	1700	1700	1700	1700	1700	1700	1700	1700	1700

Missing catalog numbers available upon request.

**Typhoon™ Plus 22100 (with flap outlet)**  
 Catalog number 15715 - (any of below 6 digits)

Flow rate (l/h)	Distance between drippers (m)													
	0.15	0.20	0.25	0.30	0.35	0.40	0.50	0.60	0.65	0.70	0.75	0.80	0.90	1.00
0.50														
0.70				001250		001350	001450	001550						
1.00		001600	001650	001750		001900	002000							
1.60		000002		002200		002350	002500	002550						
2.20														
Carton coil length (m)	1200	1200	1200	1500	1500	1500	1500	1500	1500	1500	1500	1500	1500	1500

Missing catalog numbers available upon request.

**Typhoon™ Plus 22100 (with hole outlet)**  
 Catalog number 15715 - (any of below 6 digits)

Flow rate (l/h)	Distance between drippers (m)													
	0.15	0.20	0.25	0.30	0.35	0.40	0.50	0.60	0.65	0.70	0.75	0.80	0.90	1.00
0.50						000004								
0.70		000001		001200		001300	001400	001500						
1.00		001610		001700	001800	001850	001950	002050						
1.60		002100		002150		002300	002450							
2.20				002650										
Carton coil length (m)	1200	1200	1200	1500	1500	1500	1500	1500	1500	1500	1500	1500	1500	1500

Missing catalog numbers available upon request.

**Typhoon™ Plus 22135 (with flap outlet)**  
 Catalog number 15725 - (any of below 6 digits)

Flow rate (l/h)	Distance between drippers (m)													
	0.15	0.20	0.25	0.30	0.35	0.40	0.50	0.60	0.65	0.70	0.75	0.80	0.90	1.00
0.50														
0.70				001250	001300	001400	001500	001550						
1.00		001650	000001	001750	001800	001900	002050	002150	002200		002250			
1.60		002350	002450	002550		002650	002750	002850	002950	003000	003050			003200
2.20				003300		003400	003500	003600						
Carton coil length (m)	1100	1100	1100	1100	1100	1100	1100	1100	1100	1100	1100	1100	1100	1100

Missing catalog numbers available upon request.

**Typhoon™ Plus 22135 (with hole outlet)**  
 Catalog number 15725 - (any of below 6 digits)

Flow rate (l/h)	Distance between drippers (m)													
	0.15	0.20	0.25	0.30	0.35	0.40	0.50	0.60	0.65	0.70	0.75	0.80	0.90	1.00
0.50														
0.70			001150	001200		001350	001450							
1.00		001600		001700		001850	002000	002100						
1.60		002300	002400	002500		002600	002700	002800						003150
2.20				003250		003350	003450	003550						
Carton coil length (m)	1100	1100	1100	1100	1100	1100	1100	1100	1100	1100	1100	1100	1100	1100

Missing catalog numbers available upon request.

**Typhoon™ Plus 22150 (with flap outlet)**  
 Catalog number 15730 - (any of below 6 digits)

Flow rate (l/h)	Distance between drippers (m)													
	0.15	0.20	0.25	0.30	0.35	0.40	0.50	0.60	0.65	0.70	0.75	0.80	0.90	1.00
0.50				000003										
0.70		000005		001250	001300	001400	001500	001550						
1.00		001600	000002	001700	001800	001900	002000	002050	002100					
1.60	002150	002200	002250	002300	002350	002450	002500	002600	002650		002700			
2.20				002850		002900	002950	003000		003050				
Carton coil length (m)	1000	1000	1000	1000	1000	1000	1000	1000	1000	1000	1000	1000	1000	1000

Missing catalog numbers available upon request.

**Typhoon™ Plus 22150 (with hole outlet)**  
 Catalog number 15730 - (any of below 6 digits)

Flow rate (l/h)	Distance between drippers (m)													
	0.15	0.20	0.25	0.30	0.35	0.40	0.50	0.60	0.65	0.70	0.75	0.80	0.90	1.00
0.50														
0.70		001100		001200		001350	001450							
1.00				001650	001750	001850	001950							
1.60				002800		002400	000004							
2.20														
Carton coil length (m)	1000	1000	1000	1000	1000	1000	1000	1000	1000	1000	1000	1000	1000	1000

Missing catalog numbers available upon request.

**Typhoon™ Plus 22180 (with flap outlet)**  
 Catalog number 15731 - (any of below 6 digits)

Flow rate (l/h)	Distance between drippers (m)													
	0.15	0.20	0.25	0.30	0.35	0.40	0.50	0.60	0.65	0.70	0.75	0.80	0.90	1.00
0.50														
0.70														
1.00														
1.60														
2.20														
Carton coil length (m)	800	800	800	900	900	900	900	900	900	900	900	900	900	900

Missing catalog numbers available upon request.

**Typhoon™ Plus 22180 (with hole outlet)**  
 Catalog number 15731 - (any of below 6 digits)

Flow rate (l/h)	Distance between drippers (m)													
	0.15	0.20	0.25	0.30	0.35	0.40	0.50	0.60	0.65	0.70	0.75	0.80	0.90	1.00
0.50														
0.70														
1.00														
1.60				000001										
2.20														
Carton coil length (m)	800	800	800	900	900	900	900	900	900	900	900	900	900	900

Missing catalog numbers available upon request.

**Typhoon™ Plus 25135 (with flap outlet)**  
 Catalog number 15740 - (any of below 6 digits)

Flow rate (l/h)	Distance between drippers (m)													
	0.15	0.20	0.25	0.30	0.35	0.40	0.50	0.60	0.65	0.70	0.75	0.80	0.90	1.00
0.50														
0.70				001200										
1.00						001250	001300							
1.60						001450	001500							
2.20														
Carton coil length (m)	900	900	900	1000	1000	1000	1000	1000	1000	1000	1000	1000	1000	1000

Missing catalog numbers available upon request.

**Typhoon™ Plus 25135 (with hole outlet)**  
 Catalog number 15740 - (any of below 6 digits)

Flow rate (l/h)	Distance between drippers (m)													
	0.15	0.20	0.25	0.30	0.35	0.40	0.50	0.60	0.65	0.70	0.75	0.80	0.90	1.00
0.50														
0.70														
1.00														
1.60				001350		001400								
2.20														
Carton coil length (m)	900	900	900	1000	1000	1000	1000	1000	1000	1000	1000	1000	1000	1000

Missing catalog numbers available upon request.

**Typhoon™ Plus 25150 (with flap outlet)**  
 Catalog number 15745 - (any of below 6 digits)

Flow rate (l/h)	Distance between drippers (m)													
	0.15	0.20	0.25	0.30	0.35	0.40	0.50	0.60	0.65	0.70	0.75	0.80	0.90	1.00
0.50						000500								
0.70				001200										
1.00				001250		001300	001350	001400						
1.60							001450	001500						
2.20														
Carton coil length (m)	900	900	900	900	900	900	900	900	900	900	900	900	900	900

Missing catalog numbers available upon request.

**Typhoon™ Plus 25150 (with hole outlet)**  
 Catalog number 15745 - (any of below 6 digits)

Flow rate (l/h)	Distance between drippers (m)													
	0.15	0.20	0.25	0.30	0.35	0.40	0.50	0.60	0.65	0.70	0.75	0.80	0.90	1.00
0.50														
0.70														
1.00														
1.60														
2.20														
Carton coil length (m)	900	900	900	900	900	900	900	900	900	900	900	900	900	900

Missing catalog numbers available upon request.



# / Streamline™ X



Precision  
Agriculture



# Streamline™ X

Integral non-pressure-compensated high clogging-resistance dripper, for single season applications.

→ 12060 - 12080 - 16050 - 16060 - 16070 - 16080  
16100 - 22050 - 22060 - 22070 - 22080 - 22100



Tough



High clogging resistance



Wide filtration area

## / Benefits & Features

### → Toughness

Streamline™ X is the toughest thin wall dripline ever made, incorporating a unique ribbed surface that acts as a barrier between the ground and the dripline, making deployment and retrieval smoother than ever before.

### → High clogging resistance

Even with challenging water quality, with self-cleaning labyrinth that flushes debris throughout operation.

### → Wide filtration area

Ensures optimal performance even under harsh water conditions, preventing the entrance of sediment into the labyrinths.

### → Wide water passages

TurboNet™ labyrinth ensures wide water passages, large deep and wide cross-section that improves clogging resistance.

### → ReGen™ (optional\*)



The industry's first dripline with ReGen™, the highest quality recycled dripline ever made, successfully addressing the supply chain sustainability needs of today's growers.

### → InsectShield™ (optional\*\*)



Innovative dripline capable of protecting itself against insect bites without using toxic components, based on essential oils integrated into the pipe resin during manufacturing.

\*\*Please note that this option is available only in countries where it is approved by regulatory authorities. Please contact your Netafim™ local representative to check availability.

# Specifications

- Streamline™ X driplines are available with hole or flap outlet.
- Recommended filtration: depending on dripper flow rate. Filtration method selected based on the kind and concentration of dirt particles contained in the water. Wherever sand exceeding 2 ppm exists in the water, a Hydrocyclone should be installed before the main filter. Where sand/silt/clay solids exceed 100 ppm, pre treatment it should be applied following Netafim™ expert instructions.
- TurboNet™ labyrinth with large water passage.
- Weldable into thin wall driplines (0.13, 0.15, 0.18, 0.20, 0.25 mm).
- Injected dripper, very low CV.
- High UV resistant. Resistant to standard nutrients used in agriculture.
- Compliance ISO 9261 international standards.
- Streamline™ X ReGen™ products are put through a full quality inspection process, delivering to the market the toughest driplines without compromising on quality.

\*ReGen™ is currently available in few markets, and we are in the process of making it available in all the markets. Please consult your local Netafim™ representative for availability.

## → Drippers technical data

12060, 16050, 16060, 16070, 22050, 22060, 22070 - 0.13, 0.15, 0.18 mm wall thickness driplines

Flow rate* (l/h)	Max. working pressure (bar)**	Water passages dimensions width-depth-length (mm)	Filtration area (mm <sup>2</sup> )	Constant K	Exponent X	Recommended filtration (micron)/(mesh)
0.35	0.75 up to 1.60	0.35 x 0.34 x 23	11	0.116	0.48	130/120
0.75		0.48 x 0.53 x 25	15	0.248	0.48	130/120
1.10		0.51 x 0.51 x 13	16	0.389	0.45	130/120
1.60		0.64 x 0.60 x 13	14	0.568	0.45	130/120
2.20		0.75 x 0.70 x 13	14	0.780	0.45	130/120
2.80		0.84 x 0.75 x 13	15	0.993	0.45	200/80

\* Flow rate at 1.0 bar pressure \*\*According to driplines diameter and wall thickness

## → Drippers technical data

12080, 16080, 16100, 22080, 22100 - 0.20, 0.25 mm wall thickness driplines

Flow rate* (l/h)	Max. working pressure (bar)**	Water passages dimensions width-depth-length (mm)	Filtration area (mm <sup>2</sup> )	Constant K	Exponent X	Recommended filtration (micron)/(mesh)
0.35	1.0 up to 1.90	0.35 x 0.34 x 23	11	0.116	0.48	130/120
0.75		0.48 x 0.53 x 25	15	0.248	0.48	130/120
1.05		0.51 x 0.51 x 13	16	0.373	0.45	130/120
1.60		0.64 x 0.60 x 13	14	0.568	0.45	130/120
2.20		0.75 x 0.70 x 13	14	0.780	0.45	130/120
2.80		0.84 x 0.75 x 13	15	0.993	0.45	200/80

\* Flow rate at 1.0 bar \*\*According to driplines diameter and wall thickness

## → Driplines technical data

Model	Inside diameter (mm)	Wall thickness (mm)	Outside diameter (mm)	Max. working pressure (bar)	Max. flushing pressure (bar)	KD
12060	11.80	0.15	12.10	1.60	1.8	0.15
12080	11.80	0.20	12.20	1.90	2.2	0.15
16050	16.20	0.13	16.46	0.80	0.9	0.10
16060	16.20	0.15	16.50	1.00	1.2	0.10
16070	16.20	0.18	16.56	1.10	1.3	0.10
16080	16.20	0.20	16.60	1.20	1.4	0.10
16100	16.20	0.25	16.70	1.40	1.6	0.10
22050	22.20	0.13	22.46	0.75	0.9	0.01
22060	22.20	0.15	22.50	0.80	0.9	0.01
22070	22.20	0.18	22.56	0.90	1.0	0.01
22080	22.20	0.20	22.60	1.00	1.2	0.01
22100	22.20	0.25	22.70	1.10	1.3	0.01

→ Driplines package data (on carton coil)

Model	Wall thickness (mm)	Distance between drippers (m)	Coil length (m)	Average* coil weight (kg)	Coils per pallet (units)	Coils in a 40 feet container (units)	Total in a 40 feet container (m)
12060	0.15	0.15 to 0.25	3500	22.1	16	640	2240000
		0.30 to 1.00	3500	21.2			2240000
12080	0.20	0.15	2800	24.0	16	640	1792000
		0.20 to 1.00	3000	24.2			1920000
16050	0.13	0.15 to 0.25	3200	24.5	16	640	2048000
		0.30 to 1.00	3600	25.6			2304000
16060	0.15	0.15 to 0.25	2600	21.5	16	640	1664000
		0.30 to 1.00	3000	24.0			1920000
16070	0.18	0.15 to 0.25	2500	22.5	16	640	1600000
		0.30 to 1.00	2800	26.5			1792000
16080	0.20	0.15 to 0.25	2200	23.7	16	640	1408000
		0.30 to 1.00	2500	26.3			1600000
16100	0.25	0.15 to 0.25	1800	23.6	16	640	1152000
		0.30 to 1.00	2000	25.9			1280000
22050	0.13	0.15 to 0.25	2800	26.0	16	640	1792000
		0.30 to 1.00	3000	27.9			1920000
22060	0.15	0.15 to 0.25	2200	23.5	16	640	1728000
		0.30 to 1.00	2400	26.0			1536000
22070	0.18	0.15 to 0.25	1800	23.7	16	640	1152000
		0.30 to 1.00	2000	25.8			1280000
22080	0.20	0.15 to 0.25	1600	23.6	16	640	1024000
		0.30 to 1.00	1800	25.6			1152000
22100	0.25	0.15 to 0.25	1200	22.0	16	640	768000
		0.30 to 1.00	1500	26.6			960000

\* Calculated weight average. For further details see "Average Coil Weight Disclaimer".

→ Catalog numbers

**Streamline™ X 12060 (with flat outlet)**

Catalog number 16370 - (any of below 6 digits)

Flow rate (l/h)	Distance between drippers (m)													
	0.15	0.20	0.25	0.30	0.35	0.40	0.50	0.60	0.65	0.70	0.75	0.80	0.90	1.00
0.35														
0.75														
1.10														
1.60														
2.20														
2.80														
Carton coil length (m)	3500	3500	3500	3500	3500	3500	3500	3500	3500	3500	3500	3500	3500	3500

Missing catalog numbers available upon request.

**Streamline™ X 12060 (with hole outlet)**

Catalog number 16370 - (any of below 6 digits)

Flow rate (l/h)	Distance between drippers (m)													
	0.15	0.20	0.25	0.30	0.35	0.40	0.50	0.60	0.65	0.70	0.75	0.80	0.90	1.00
0.35														
0.75				000003										
1.10		000002												
1.60				000001										
2.20														
2.80														
Carton coil length (m)	3500	3500	3500	3500	3500	3500	3500	3500	3500	3500	3500	3500	3500	3500

Missing catalog numbers available upon request.

**Streamline™ X 12080 (with flat outlet)**

Catalog number 16371 - (any of below 6 digits)

Flow rate (l/h)	Distance between drippers (m)													
	0.15	0.20	0.25	0.30	0.35	0.40	0.50	0.60	0.65	0.70	0.75	0.80	0.90	1.00
0.35														
0.75														
1.05														
1.60														
2.20														
2.80														
Carton coil length (m)	2800	3000	3000	3000	3000	3000	3000	3000	3000	3000	3000	3000	3000	3000

Missing catalog numbers available upon request.

### Streamline™ X 12080 (with hole outlet)

Catalog number 16371 - (any of below 6 digits)

Flow rate (l/h)	Distance between drippers (m)													
	0.15	0.20	0.25	0.30	0.35	0.40	0.50	0.60	0.65	0.70	0.75	0.80	0.90	1.00
0.35														
0.75		000003												
1.05	000004	000002												
1.60	000005			000001										
2.20														
2.80														
Carton coil length (m)	2800	3000	3000	3000	3000	3000	3000	3000	3000	3000	3000	3000	3000	3000

Missing catalog numbers available upon request.

### Streamline™ X 16050 (with flap outlet)

Catalog number 16380 - (any of below 6 digits)

Flow rate (l/h)	Distance between drippers (m)													
	0.15	0.20	0.25	0.30	0.35	0.40	0.50	0.60	0.65	0.70	0.75	0.80	0.90	1.00
0.35														
0.75		000027				000056								
1.10		000042		000051		000031								
1.60														
2.20														
2.80														
Carton coil length (m)	3200	3200	3200	3600	3600	3600	3600	3600	3600	3600	3600	3600	3600	3600

Missing catalog numbers available upon request.

### Streamline™ X 16050 (with hole outlet)

Catalog number 16380 - (any of below 6 digits)

Flow rate (l/h)	Distance between drippers (m)													
	0.15	0.20	0.25	0.30	0.35	0.40	0.50	0.60	0.65	0.70	0.75	0.80	0.90	1.00
0.35		000045		000060										
0.75		000005		000010		000006		000046						
1.10	000008	000009		000013		000011		000047						
1.60	000014	000015		000001		000057	000032							
2.20	000016	000017	000066	000018										
2.80						000053								
Carton coil length (m)	3200	3200	3200	3600	3600	3600	3600	3600	3600	3600	3600	3600	3600	3600

Missing catalog numbers available upon request.

**Streamline™ X 16060 (with flap outlet)**  
 Catalog number 16382 - (any of below 6 digits)

Flow rate (l/h)	Distance between drippers (m)													
	0.15	0.20	0.25	0.30	0.35	0.40	0.50	0.60	0.65	0.70	0.75	0.80	0.90	1.00
0.35														
0.75		000034		000013		000014	000038							
1.10	000061	000012	000118	000015		000016	000037	000033						
1.60	000120	000063		000026		000032								
2.20														
2.80														
Carton coil length (m)	2600	2600	2600	3000	3000	3000	3000	3000	3000	3000	3000	3000	3000	3000

Missing catalog numbers available upon request.

**Streamline™ X 16060 (with hole outlet)**  
 Catalog number 16382 - (any of below 6 digits)

Flow rate (l/h)	Distance between drippers (m)													
	0.15	0.20	0.25	0.30	0.35	0.40	0.50	0.60	0.65	0.70	0.75	0.80	0.90	1.00
0.35	000056	000073												
0.75		000020		000005		000006	000007	000046						
1.10	000021	000002	000043	000008		000009	000004					000058		
1.60	000022	000003	000044	000001		000035	000049	000045						
2.20	000023	000019	000042	000011		000041	000064							
2.80		000018	000057	000017		000027								
Carton coil length (m)	2600	2600	2600	3000	3000	3000	3000	3000	3000	3000	3000	3000	3000	3000

Missing catalog numbers available upon request.

**Streamline™ X 16070 (with flat outlet)**  
 Catalog number 16383 - (any of below 6 digits)

Flow rate (l/h)	Distance between drippers (m)													
	0.15	0.20	0.25	0.30	0.35	0.40	0.50	0.60	0.65	0.70	0.75	0.80	0.90	1.00
0.35														
0.75														
1.10														
1.60														
2.20														
2.80														
Carton coil length (m)	2500	2500	2500	2800	2800	2800	2800	2800	2800	2800	2800	2800	2800	2800

Missing catalog numbers available upon request.

### Streamline™ X 16070 (with hole outlet)

Catalog number 16383 - (any of below 6 digits)

Flow rate (l/h)	Distance between drippers (m)													
	0.15	0.20	0.25	0.30	0.35	0.40	0.50	0.60	0.65	0.70	0.75	0.80	0.90	1.00
0.35														
0.75														
1.10														
1.60		000003		000001		000005								
2.20		000006	000007	000002										
2.80														
Carton coil length (m)	2500	2500	2500	2800	2800	2800	2800	2800	2800	2800	2800	2800	2800	2800

Missing catalog numbers available upon request.

### Streamline™ X 16080 (with flap outlet)

Catalog number 16384 - (any of below 6 digits)

Flow rate (l/h)	Distance between drippers (m)													
	0.15	0.20	0.25	0.30	0.35	0.40	0.50	0.60	0.65	0.70	0.75	0.80	0.90	1.00
0.35														
0.75		000007		000005		000006	000034							
1.05	000035	000008	000036	000009		000010	000037	000028						
1.60		000044		000026		000027								
2.20						000041								
2.80														
Carton coil length (m)	2200	2200	2200	2500	2500	2500	2500	2500	2500	2500	2500	2500	2500	2500

Missing catalog numbers available upon request.

### Streamline™ X 16080 (with hole outlet)

Catalog number 16384 - (any of below 6 digits)

Flow rate (l/h)	Distance between drippers (m)													
	0.15	0.20	0.25	0.30	0.35	0.40	0.50	0.60	0.65	0.70	0.75	0.80	0.90	1.00
0.35	000087													
0.75	000071	000032	000080	000004		000033	000075							
1.05	000011	000012	000047	000003		000013	000014	000138						000076
1.60	000023	000002	000043	000001		000020	000021							
2.20	000015	000016	000042	000017		000018	000019							
2.80		000040	000046	000045										
Carton coil length (m)	2200	2200	2200	2500	2500	2500	2500	2500	2500	2500	2500	2500	2500	2500

Missing catalog numbers available upon request.



**Streamline™ X 16100 (with flap outlet)**  
 Catalog number 16385 - (any of below 6 digits)

Flow rate (l/h)	Distance between drippers (m)													
	0.15	0.20	0.25	0.30	0.35	0.40	0.50	0.60	0.65	0.70	0.75	0.80	0.90	1.00
0.35														
0.75														
1.05		000008		000030		000024								
1.60														
2.20														
2.80				000031										
Carton coil length (m)	1800	1800	1800	2000	2000	2000	2000	2000	2000	2000	2000	2000	2000	2000

Missing catalog numbers available upon request.

**Streamline™ X 16100 (with hole outlet)**  
 Catalog number 16385 - (any of below 6 digits)

Flow rate (l/h)	Distance between drippers (m)													
	0.15	0.20	0.25	0.30	0.35	0.40	0.50	0.60	0.65	0.70	0.75	0.80	0.90	1.00
0.35														
0.75	000023	000020		000017			000026							
1.05		000028	000019	000015		000022	000016							
1.60		000001		000002		000020	000025							
2.20		000014	000029	000027		000013	000021							
2.80														
Carton coil length (m)	1800	1800	1800	2000	2000	2000	2000	2000	2000	2000	2000	2000	2000	2000

Missing catalog numbers available upon request.

**Streamline™ X 22050 (with flap outlet)**  
 Catalog number 16389 - (any of below 6 digits)

Flow rate (l/h)	Distance between drippers (m)													
	0.15	0.20	0.25	0.30	0.35	0.40	0.50	0.60	0.65	0.70	0.75	0.80	0.90	1.00
0.35														
0.75														
1.10														
1.60														
2.20														
2.80														
Carton coil length (m)	2800	2800	2800	3000	3000	3000	3000	3000	3000	3000	3000	3000	3000	3000

Missing catalog numbers available upon request.

### Streamline™ X 22050 (with hole outlet)

Catalog number 16389 - (any of below 6 digits)

Flow rate (l/h)	Distance between drippers (m)													
	0.15	0.20	0.25	0.30	0.35	0.40	0.50	0.60	0.65	0.70	0.75	0.80	0.90	1.00
0.35														
0.75														
1.10		000001												
1.60				000002			000006							
2.20														
2.80														
Carton coil length (m)	2800	2800	2800	3000	3000	3000	3000	3000	3000	3000	3000	3000	3000	3000

Missing catalog numbers available upon request.

### Streamline™ X 22060 (with flap outlet)

Catalog number 16390 - (any of below 6 digits)

Flow rate (l/h)	Distance between drippers (m)													
	0.15	0.20	0.25	0.30	0.35	0.40	0.50	0.60	0.65	0.70	0.75	0.80	0.90	1.00
0.35														
0.75		000022		000010		000011	000013							
1.10		000021		000009		000012	000014							
1.60														
2.20														
2.80														
Carton coil length (m)	2200	2200	2200	2400	2400	2400	2400	2400	2400	2400	2400	2400	2400	2400

Missing catalog numbers available upon request.

### Streamline™ X 22060 (with hole outlet)

Catalog number 16390 - (any of below 6 digits)

Flow rate (l/h)	Distance between drippers (m)													
	0.15	0.20	0.25	0.30	0.35	0.40	0.50	0.60	0.65	0.70	0.75	0.80	0.90	1.00
0.35				000035										
0.75		000023		000003		000004	000005							
1.10		000008		000002		000006	000007							
1.60		000015	000024	000001		000016								
2.20				000018										
2.80														
Carton coil length (m)	2200	2200	2200	2400	2400	2400	2400	2400	2400	2400	2400	2400	2400	2400

Missing catalog numbers available upon request.

**Streamline™ X 22070 (with flap outlet)**  
 Catalog number 16393 - (any of below 6 digits)

Flow rate (l/h)	Distance between drippers (m)													
	0.15	0.20	0.25	0.30	0.35	0.40	0.50	0.60	0.65	0.70	0.75	0.80	0.90	1.00
0.35														
0.75														
1.10														
1.60														
2.20														
2.80														
Carton coil length (m)	1800	1800	1800	2000	2000	2000	2000	2000	2000	2000	2000	2000	2000	2000

Missing catalog numbers available upon request.

**Streamline™ X 22070 (with hole outlet)**  
 Catalog number 16393 - (any of below 6 digits)

Flow rate (l/h)	Distance between drippers (m)													
	0.15	0.20	0.25	0.30	0.35	0.40	0.50	0.60	0.65	0.70	0.75	0.80	0.90	1.00
0.35														
0.75														
1.10														
1.60				000001										
2.20														
2.80														
Carton coil length (m)	1800	1800	1800	2000	2000	2000	2000	2000	2000	2000	2000	2000	2000	2000

Missing catalog numbers available upon request.

**Streamline™ X 22080 (with flap outlet)**  
 Catalog number 16391 - (any of below 6 digits)

Flow rate (l/h)	Distance between drippers (m)													
	0.15	0.20	0.25	0.30	0.35	0.40	0.50	0.60	0.65	0.70	0.75	0.80	0.90	1.00
0.35														
0.75		000030		000008		000009	000010							
1.05		000011		000002		000012	000026							
1.60		000013		000029			000043							
2.20														
2.80														
Carton coil length (m)	1600	1600	1600	1800	1800	1800	1800	1800	1800	1800	1800	1800	1800	1800

Missing catalog numbers available upon request.

### Streamline™ X 22080 (with hole outlet)

Catalog number 16391 - (any of below 6 digits)

Flow rate (l/h)	Distance between drippers (m)													
	0.15	0.20	0.25	0.30	0.35	0.40	0.50	0.60	0.65	0.70	0.75	0.80	0.90	1.00
0.35														
0.75		000036		000014	000003	000015	000016							
1.05		000035		000001		000006	000005							000032
1.60		000034	000040	000023	000088	000031								
2.20		000033	000037	000022		000042								
2.80							000024							
Carton coil length (m)	1600	1600	1600	1800	1800	1800	1800	1800	1800	1800	1800	1800	1800	1800

Missing catalog numbers available upon request.

### Streamline™ X 22100 (with flap outlet)

Catalog number 16392 - (any of below 6 digits)

Flow rate (l/h)	Distance between drippers (m)													
	0.15	0.20	0.25	0.30	0.35	0.40	0.50	0.60	0.65	0.70	0.75	0.80	0.90	1.00
0.35														
0.75		000018		000020										
1.05		000019		000001			000029							
1.60														
2.20														
2.80														
Carton coil length (m)	1200	1200	1200	1500	1500	1500	1500	1500	1500	1500	1500	1500	1500	1500

Missing catalog numbers available upon request.

### Streamline™ X 22100 (with hole outlet)

Catalog number 16392 - (any of below 6 digits)

Flow rate (l/h)	Distance between drippers (m)													
	0.15	0.20	0.25	0.30	0.35	0.40	0.50	0.60	0.65	0.70	0.75	0.80	0.90	1.00
0.35														
0.75				000002	000022									
1.05						000017								
1.60		000025	000024	000027		000016	000028							
2.20														
2.80														
Carton coil length (m)	1200	1200	1200	1500	1500	1500	1500	1500	1500	1500	1500	1500	1500	1500

Missing catalog numbers available upon request.

# Streamline™ X EZ

Integral non-pressure-compensated high clogging-resistance dripper, for single season applications.  
Easy to install and to retrieve.



Tough





High clogging resistance



Wide filtration area

## / Benefits & Features

- **Easy** Streamline™ X EZ dripline is easy to install and easy to retrieve.
- **Toughness** Streamline™ X EZ is the toughest thin wall dripline ever made, incorporating a unique ribbed surface that acts as a barrier between the ground and the dripline, making deployment and retrieval smoother than ever before.
- **High clogging resistance** Even with challenging water quality, with self-cleaning labyrinth that flushes debris throughout operation.
- **Wide filtration area** Ensures optimal performance even under harsh water conditions, preventing the entrance of sediment into the labyrinths.
- **Wide water passages** TurboNet™ labyrinth ensures wide water passages, large deep and wide cross-section that improves clogging resistance.
- **ReGen™ (optional\*)**  ReGen™, the highest quality recycled dripline ever made, successfully addressing the supply chain sustainability needs of today's growers.
- **InsectShield™ (optional\*\*)**  Innovative dripline capable of protecting itself against insect bites without using toxic components, based on essential oils integrated into the pipe resin during manufacturing.

\*\*Please note that this option is available only in countries where it is approved by regulatory authorities. Please contact your Netafim™ local representative to check availability.

# / Specifications

- Streamline™ X EZ driplines are available with hole or flap outlet.
- Recommended filtration: depending on dripper flow rate. Filtration method selected based on the kind and concentration of dirt particles contained in the water. Wherever sand exceeding 2 ppm exists in the water, a Hydrocyclone should be installed before the main filter. Where sand/silt/clay solids exceed 100 ppm, pre treatment it should be applied following Netafim™ expert instructions.
- TurboNet™ labyrinth with large water passage.
- Weldable into thin wall driplines.
- Injected dripper, very low CV.
- High UV resistant. Resistant to standard nutrients used in agriculture.
- Compliance ISO 9261 international standards.
- Streamline™ X EZ ReGen™ products are put through a full quality inspection process, delivering to the market the toughest driplines without compromising on quality.

\*ReGen™ is currently available in few markets, and we are in the process of making it available in all the markets. Please consult your local Netafim™ representative for availability.

## → Drippers technical data

12 X EZ, 16 X EZ, 22 X EZ

Flow rate* (l/h)	Max. working pressure (bar)**	Water passages dimensions width-depth-length (mm)	Filtration area (mm <sup>2</sup> )	Constant K	Exponent X	Recommended filtration (micron)/(mesh)
0.35	0.75 / 0.80 / 1.20	0.35 x 0.34 x 23	11	0.116	0.48	130/120
0.75		0.48 X 0.53 x 25	15	0.248	0.48	130/120
1.10		0.51 x 0.51 x 13	16	0.392	0.45	130/120
1.60		0.64 X 0.60 x 13	14	0.568	0.45	130/120
2.20		0.75 X 0.70 x 13	14	0.780	0.45	130/120
2.80		0.84 x 0.75 x 13	15	0.993	0.45	200/80

\*Flow rate at 1.0 bar pressure. \*\*According to driplines diameter

## → Driplines technical data

Model	Inside diameter (mm)	Max. working pressure (bar)	Max. flushing pressure (bar)	KD
12 X EZ	11.80	1.20	1.40	0.15
16 X EZ	16.20	0.80	0.90	0.10
22 X EZ	22.20	0.75	0.90	0.01

## → Driplines package data (on carton coil)

Model	Distance between drippers (m)	Coil length (m)	Average* coil weight (kg)	Coils per pallet (units)	Coils in a 40 feet container (units)	Total in a 40 feet container (m)
12 X EZ	0.15 to 0.25	3500	21.40	16	640	2240000
	0.30 to 1.00	3500	21.80			2240000
16 X EZ	0.15 to 0.25	3200	24.50	16	640	2048000
	0.30 to 1.00	3600	25.60			2304000
22 X EZ	0.15 to 0.25	2800	26.00	16	640	1792000
	0.30 to 1.00	3000	27.90			1920000

\*The average coil weight declared in the above table is based on average calculated weight.

→ **Catalog numbers**

**Streamline™ X EZ 12 (with flat outlet)**

Catalog number 16407 - (any of below 6 digits)

Flow rate (l/h)	Distance between drippers (m)													
	0.15	0.20	0.25	0.30	0.35	0.40	0.50	0.60	0.65	0.70	0.75	0.80	0.90	1.00
0.35														
0.75														
1.10														
1.60														
2.20														
2.80														
Carton coil length (m)	3500	3500	3500	3500	3500	3500	3500	3500	3500	3500	3500	3500	3500	3500

Missing catalog numbers available upon request.

**Streamline™ X EZ 12 (with hole outlet)**

Catalog number 16407 - (any of below 6 digits)

Flow rate (l/h)	Distance between drippers (m)													
	0.15	0.20	0.25	0.30	0.35	0.40	0.50	0.60	0.65	0.70	0.75	0.80	0.90	1.00
0.35														
0.75														
1.10														
1.60														
2.20														
2.80														
Carton coil length (m)	3500	3500	3500	3500	3500	3500	3500	3500	3500	3500	3500	3500	3500	3500

Missing catalog numbers available upon request.

**Streamline™ X EZ 16 (with flat outlet)**

Catalog number 16405 - (any of below 6 digits)

Flow rate (l/h)	Distance between drippers (m)													
	0.15	0.20	0.25	0.30	0.35	0.40	0.50	0.60	0.65	0.70	0.75	0.80	0.90	1.00
0.35														
0.75														
1.10														
1.60														
2.20														
2.80														
Carton coil length (m)	3200	3200	3200	3600	3600	3600	3600	3600	3600	3600	3600	3600	3600	3600

Missing catalog numbers available upon request.

**Streamline™ X EZ 16 (with hole outlet)**  
 Catalog number 16405 - (any of below 6 digits)

Flow rate (l/h)	Distance between drippers (m)													
	0.15	0.20	0.25	0.30	0.35	0.40	0.50	0.60	0.65	0.70	0.75	0.80	0.90	1.00
0.35														
0.75														
1.10														
1.60														
2.20														
2.80														
Carton coil length (m)	3200	3200	3200	3600	3600	3600	3600	3600	3600	3600	3600	3600	3600	3600

Missing catalog numbers available upon request.

**Streamline™ X EZ 22 (with flat outlet)**  
 Catalog number 16406 - (any of below 6 digits)

Flow rate (l/h)	Distance between drippers (m)													
	0.15	0.20	0.25	0.30	0.35	0.40	0.50	0.60	0.65	0.70	0.75	0.80	0.90	1.00
0.35														
0.75														
1.10														
1.60														
2.20														
2.80														
Carton coil length (m)	2800	2800	2800	3000	3000	3000	3000	3000	3000	3000	3000	3000	3000	3000

Missing catalog numbers available upon request.

**Streamline™ X EZ 22 (with hole outlet)**  
 Catalog number 16406 - (any of below 6 digits)

Flow rate (l/h)	Distance between drippers (m)													
	0.15	0.20	0.25	0.30	0.35	0.40	0.50	0.60	0.65	0.70	0.75	0.80	0.90	1.00
0.35														
0.75														
1.10														
1.60														
2.20														
2.80														
Carton coil length (m)	2800	2800	2800	3000	3000	3000	3000	3000	3000	3000	3000	3000	3000	3000

Missing catalog numbers available upon request.



# / Microdrip



Precision  
Agriculture



# Microdrip

Integral non-pressure-compensated high clogging resistant dripper. Small dripline diameter for short fields, irrigation kits, nurseries.



Small diameter



High clogging resistance



Wide filtration area

## / Benefits & Features

- **Economic** Small diameter that suits small farms with short laterals, irrigation kits, nurseries, and kitchen gardens.
- **High clogging resistance** Even with challenging water quality, with self-cleaning labyrinth that flushes debris throughout operation.
- **Wide filtration area** Ensures optimal performance even under harsh water conditions, preventing the entrance of sediment into the labyrinths.
- **Wide water passages** TurboNet™ labyrinth ensures wide water passages, large deep and wide cross-section that improves clogging resistance.

## / Specifications

- Maximum operating pressure 4.0 bar.
- Recommended filtration: 130 micron / 120 mesh. Filtration method selected based on the kind and concentration of dirt particles contained in the water. Wherever sand exceeding 2 ppm exists in the water, a Hydrocyclone should be installed before the main filter. Where sand/silt/clay solids exceed 100 ppm, pre treatment it should be applied following Netafim™ expert instructions.
- TurboNet™ labyrinth with large water passage.
- Weldable into medium wall driplines (0.80 mm).
- Injected dripper, very low CV.
- High UV resistant. Resistant to standard nutrients used in agriculture.
- Compliance ISO 9261 international standards.

## → Drippers technical data

Flow rate* (l/h)	Max. working pressure (bar)**	Water passages dimensions width-depth-length (mm)	Filtration area (mm <sup>2</sup> )	Constant K	Exponent X	Recommended filtration (micron)/(mesh)
2.00	4.0	0.63 x 0.73 x 22	22	0.647	0.49	130/120

\*Flow rate at 1.0 bar pressure

## → Driplines technical data

Model	Inside diameter (mm)	Wall thickness (mm)	Outside diameter (mm)	Max. working pressure (bar)	Max. flushing pressure (bar)	KD
Microdrip	6.30	0.80	7.90	4.0	5.2	2.00

## → Driplines package data (on bundled coil)

Model	Wall thickness (mm)	Distance between drippers (m)	Coil length (m)	Average* coil weight (kg)	Coils in a 40 feet container (units)	Total in a 40 feet container (m)
Microdrip	0.80	0.20 to 0.40	200	3.5	1440	288000
			250	4.3	1440	360000
			300	5.2	1440	432000
			400	6.9	640	256000
			600	10.4	640	384000

\* Calculated weight average. For further details see "Average Coil Weight Disclaimer".

## → Catalog Numbers

### Microdrip

Catalog number 18500 - (any of below 6 digits)

Flow rate (l/h)	Distance between drippers (m)	Bundled coil length (m)				
		200	250	300	400	600
2.00	0.2					
2.00	0.3	002948	002950	003000		003003
2.00	0.4					

# / On line Drippers



Precision  
Agriculture



# PC on line dripper

On line pressure-compensated, continuously self-flushing dripper, for permanent irrigation applications such as greenhouses, nurseries, citrus, orchards, deciduous, tree irrigation.



Pressure-compensated



Anti-drain mechanism (optional)



Self-flushing mechanism

## / Benefits & Features

- **Pressure-compensated** Precise and equal amounts of water delivered over a broad pressure range, ensuring 100% uniformity of water and nutrient distribution along the laterals.
- **Anti-drain mechanism (LCNL & HCNL)** Eliminates drainage and refill effect, and improves efficiency in pulse irrigation even in steep topography (optional).
- **Continuously self-flushing** Flushes debris throughout operation, while ensuring constant dripper operation even in challenging water quality.
- **Wide water passages** TurboNet™ labyrinth ensures wide water passages, large deep and wide cross-section that improves clogging resistance. The water is drawn into the dripper from the stream center, preventing the entrance of sediment into the drippers.
- **Flexible location** Drippers can be positioned exactly where required. Number of drippers can be increased to increase the water quantities applied.  
Allows the installation of "spider assembly", splitting the drip supply to a number of drip outlets.

## / Specifications

- Pressure-compensated range according to tables below.
- Recommended filtration: 130 micron / 120 mesh. Filtration method selected based on the kind and concentration of dirt particles contained in the water. Wherever sand exceeding 2 ppm exists in the water, a Hydrocyclone should be installed before the main filter. Where sand/silt/clay solids exceed 100 ppm, pre treatment it should be applied following Netafim™ expert instructions.
- TurboNet™ labyrinth with large water passage.
- Insertable into thick wall blank PE pipes (0.90, 1.00, 1.20 mm).
- Injected dripper, very low CV with injected silicon diaphragm.
- High UV resistant. Resistant to standard nutrients used in agriculture.
- Compliance ISO 9261 international standards.
- 2 different outlets: nipple, flat.

## → Drippers technical data

### PC drippers

Flow rate* (l/h)	Working pressure range (bar)	Water passages dimensions width-depth-length (mm)	Filtration area (mm <sup>2</sup> )	Constant K	Exponent* X	Base code color	Cap color code
2.0	0.5 – 4.0	1.17 x 1.04 x 61	2.0	2.0	0	Red	Black
4.0		1.32 x 1.44 x 60	2.0	4.0	0	Black	Black
8.5		1.60 x 1.60 x 17	2.0	8.5	0	Green	Black

\*Within working pressure range

## → Drippers technical data

### PC LCNL drippers

Flow rate* (l/h)	Working pressure range (bar)	Water passages dimensions width-depth-length (mm)	Filtration area (mm <sup>2</sup> )	Constant K	Exponent* X	Shut off pressure (bar)	Base code color	Cap color code
2.0	1.0 – 4.0	1.17 x 1.04 x 61	2.0	2.0	0	0.15	Red	Brown
4.0		1.32 x 1.44 x 60	2.0	4.0	0	0.15	Black	Brown
8.5		1.60 x 1.60 x 17	2.0	8.5	0	0.15	Green	Brown

\*Within working pressure range

## → Drippers technical data

### PC HCNL drippers

Flow rate* (l/h)	Working pressure range (bar)	Water passages dimensions width-depth-length (mm)	Filtration area (mm <sup>2</sup> )	Constant K	Exponent* X	Shut off pressure (bar)	Base code color	Cap color code
3.0	1.4 – 4.0	1.17 x 1.04 x 61	2.0	3.0	0	0.30	Black	Black
6.0		1.32 x 1.44 x 60	2.0	6.0	0	0.30	Black	Black
12.0		1.60 x 1.60 x 17	2.0	12.0	0	0.30	Black	Black

\*Within working pressure range

## → Kd (minor loss), insertion barb within distribution pipe

Pipe definition	Inside diameter (mm)	Kd
12/4	9.80	1.65
16/4	13.20	0.39
20/4	17.00	0.13
25/4	21.20	0.10
12010	10.60	1.61
16010 - 16012	14.20	0.37
20010 - 20012	17.50	0.12

## → Drippers package data

Model	Quantity p/box (units)	Box dimensions (cm x cm x cm)	Box weight (kg)	Boxes per pallet (units)	Pallet size (cm x cm x cm)	Pallet weight (kg)
PC & PC LCNL drippers , flat outlet	2500	57 x 28 x 27	18.0	32	114 x 114 x 112	576
PC , PC LCNL & PC HCNL drippers , nipple outlet	2300	57 x 28 x 27	19.0	32	114 x 114 x 112	608



PC dripper flat outlet

PC dripper nipple outlet

→ **Catalog numbers**

**PC dripper flat outlet**

Catalog number 21000 - (any of below 6 digits)

Flow rate (l/h)	1 Unit	25 Units/bag	50 Units/bag	100 Units/bag	250 Units/bag	500 Units/bag	1000 Units/bag	2500 Units/box
2.0	001000		001020	001030	001033	001035	001040	001051
4.0	001100		001120	001130	001133	001135	001140	001151
8.5	001200		001220	001230	001233	001235	001240	001246

Missing catalog numbers available upon request

**PC dripper nipple outlet**

Catalog number 21020 - (any of below 6 digits)

Flow rate (l/h)	1 Unit	25 Units/bag	50 Units/bag	100 Units/bag	250 Units/bag	500 Units/bag	1000 Units/bag	2300 Units/box
2.0	001000		001020	001030	001033	001035	001040	001051
4.0	001100	001110	001120	001130	001133	001135	001141	001149
8.5	001200	001210	001220	001230	001235	001232	001240	001251

Missing catalog numbers available upon request

**PC dripper nipple outlet**

Catalog number 21000 - (any of below 6 digits)

Flow rate (l/h)	1 Unit	25 Units/bag	50 Units/bag	100 Units/bag	250 Units/bag	500 Units/bag	1000 Units/bag	2300 Units/box
25.0	001400	001410	001420	001430	001440			
25.0 + cap ass.	001300		001320	001330	001340			001360

Missing catalog numbers available upon request

**PC LCNL dripper flat outlet**

Catalog number 21000 - (any of below 6 digits)

Flow rate (l/h)	1 Unit	25 Units/bag	50 Units/bag	100 Units/bag	250 Units/bag	500 Units/bag	1000 Units/bag	2500 Units/box
2.0								
4.0	001600				001640			
8.5								

Missing catalog numbers available upon request

**PC LCNL dripper nipple outlet**

Catalog number 21020 - (any of below 6 digits)

Flow rate (l/h)	1 Unit	25 Units/bag	50 Units/bag	100 Units/bag	250 Units/bag	500 Units/bag	1000 Units/bag	2300 Units/box
2.0	001300	001315	001320	001330	001333		001341	001061
4.0	001400	001410	001420	001430	001433		001441	001156
8.5	001500	001510	001520	001530	001533		001545	001201

Missing catalog numbers available upon request

**PC HCNL dripper nipple outlet**

Catalog number 21060 - (any of below 6 digits)

Flow rate (l/h)	1 Unit	25 Units/bag	50 Units/bag	100 Units/bag	250 Units/bag	500 Units/bag	1000 Units/bag	2300 Units/box
3.0	001000		001020	001022	001030		001040	
6.0	001200		001210	001220			001240	
12.0	001300		001320	001330	001335		001340	

Missing catalog numbers available upon request

# PCJ™ on line dripper

On line compact pressure-compensated, continuously self-flushing dripper, for greenhouses, nurseries, other protected crops applications.



Compact size



Pressure-compensated



Anti-drain mechanism (optional)

## / Benefits & Features

- **Pressure-compensated** Precise and equal amounts of water delivered over a broad pressure range, ensuring 100% uniformity of water and nutrient distribution along the laterals.
- **Anti-drain mechanism (LCNL & HCNL)** Eliminates drainage and refill effect, and improves efficiency in pulse irrigation even in steep topography (optional).
- **Continuously self-flushing** Flushes debris throughout operation, while ensuring constant dripper operation even in challenging water qualities.
- **Wide water passages** TurboNet™ labyrinth ensures wide water passages, large deep and wide cross-section that improves clogging resistance. The water is drawn into the dripper from the stream center, preventing the entrance of sediment into the drippers.
- **Flexible location** Drippers can be positioned exactly where required. Number of drippers can be increased to increase the water quantities applied.  
Allows the installation of "spider assembly", splitting the drip supply to a number of drip outlets.

## / Specifications

- Pressure-compensated range according to tables below.
- Recommended filtration: 130 micron / 120 mesh. Filtration method selected based on the kind and concentration of dirt particles contained in the water. Wherever sand exceeding 2 ppm exists in the water, a Hydrocyclone should be installed before the main filter. Where sand/silt/clay solids exceed 100 ppm, pre treatment it should be applied following Netafim™ expert instructions.
- TurboNet™ labyrinth with large water passage.
- Insertable into thick wall blank PE pipes (0.90, 1.00, 1.20 mm).
- Injected dripper, very low CV with injected silicon diaphragm.
- High UV resistant. Resistant to standard nutrients used in agriculture.
- Compliance ISO 9261 international standards.
- Different outlets: nipple (press fit), straight or angled barb to 3 mm ID micro-tube, straight barb to 4 mm ID micro-tube.



## → Drippers technical data

### PCJ™ drippers

Flow rate* (l/h)	Working pressure range (bar)	Water passages dimensions width-depth-length (mm)	Filtration area (mm <sup>2</sup> )	Constant K	Exponent* X	Base code color	Cap color code
0.5	0.5 – 4.0	0.54 x 0.60 x 35	2.0	0.5	0	Mustard	Black
1.2		0.67 x 0.77 x 35	2.0	1.2	0	Brown	Black
2.0		0.98 x 0.79 x 35	2.0	2.0	0	Red	Black
3.0		1.03 x 1.07 x 35	2.0	3.0	0	Blue	Black
4.0		1.32 x 0.92 x 35	2.0	4.0	0	Gray	Black
8.0		1.60 x 1.08 x 35	2.0	8.0	0	Green	Black
12.0		1.60 x 1.08 x 17	2.0	12.0	0	Fuchsia	Black
15.0		1.60 x 1.08 x 17	2.0	15.0	0	Black	Black

\*Within working pressure range

## → Drippers technical data

### PCJ™ LCNL drippers

Flow rate* (l/h)	Working pressure range (bar)	Water passages dimensions width-depth-length (mm)	Filtration area (mm <sup>2</sup> )	Constant K	Exponent* X	Shut off pressure (bar)	Base code color **	Cap color code
0.5	0.7 – 4.0	0.54 x 0.60 x 35	2.0	0.5	0	0.12	Mustard	Black
1.2		0.67 x 0.77 x 35	2.0	1.2	0	0.12	Brown	Black
2.0		0.98 x 0.79 x 35	2.0	2.0	0	0.12	Red	Black
3.0		1.03 x 1.07 x 35	2.0	3.0	0	0.12	Blue	Black
4.0		1.32 x 0.92 x 35	2.0	4.0	0	0.12	Gray	Black
8.0		1.60 x 1.08 x 35	2.0	8.0	0	0.12	Green	Black
12.0		1.60 x 1.08 x 17	2.0	12.0	0	0.12	Fuchsia	Black
15.0		1.60 x 1.08 x 17	2.0	15.0	0	0.12	Black	Black

\*Within working pressure range

\*\*PCJ™ LCNL is distinguished by the rings around the barb water inlet connector

## → Drippers technical data

### PCJ™ HCNL drippers

Flow rate* (l/h)	Working pressure range (bar)	Water passages dimensions width-depth-length (mm)	Filtration area (mm <sup>2</sup> )	Constant K	Exponent* X	Shut off pressure (bar)	Base code color **	Cap color code
0.5	1.5 – 4.0	0.54 x 0.60 x 35	2.0	0.5	0	0.18	Light yellow	Black
1.2		0.67 x 0.77 x 35	2.0	1.2	0	0.18	Light brown	Black
2.0		0.98 x 0.79 x 35	2.0	2.0	0	0.18	Pink	Black
3.0		1.03 x 1.07 x 35	2.0	3.0	0	0.18	Light blue	Black
4.0		1.32 x 0.92 x 35	2.0	4.0	0	0.18	Light gray	Black

\*Within working pressure range

\*\*PCJ™ HCNL is distinguished by the base code color and by the rings around the barb water inlet connector

## → Kd (minor loss), insertion barb within distribution pipe

Pipe definition	Inside diameter (mm)	Kd
12/4	9.80	1.65
16/4	13.20	0.39
20/4	17.00	0.13
25/4	21.20	0.10
12010	10.60	1.61
16010 - 16012	14.20	0.37
20010 - 20012	17.50	0.12



## → Drippers package data

Model	Quantity p/box (units)	Box dimensions (cm x cm x cm)	Box weight (kg)	Boxes per pallet (units)	Pallet size (cm x cm x cm)	Pallet weight (kg)
PCJ™ drippers (straight barb 3 and 4 mm and nipple outlet)	13000	57 x 28 x 27	14.0	32	114 x 114 x 112	448
PCJ™ drippers (angled barb 3 mm outlet)	7500	57 x 28 x 27	8.5	32	114 x 114 x 112	272

→ **Catalog numbers**

**PCJ™ dripper 3 mm barb outlet**

Catalog number 21500 - (any of below 6 digits)

Flow rate (l/h)	1 Unit	10 Units/bag	25 Units/bag	50 Units/bag	100 Units/bag	250 Units/bag	500 Units/bag	1000 Units/bag	13000 Units/box
0.5	000700	000710			000730			000740	
1.2	000800	000805		000815				000840	
2.0	001000	001005	001010	001020	001030	001035		001040	001041
3.0	001150			001155				001159	
4.0	001200	001205	001210	001220	001230	001233		001240	
8.0	001400	001405	001410	001420	001430	001440		001450	
12.0	001470	001475			001480			001495	
15.0	003010							003030	

Missing catalog numbers available upon request

**PCJ™ dripper - 3 mm angled barb outlet**

Catalog number 21500 - (any of below 6 digits)

Flow rate (l/h)	1 Unit
0.5	
1.2	000120
2.0	000130
3.0	
4.0	
8.0	



Angled barb 3 mm

Missing catalog numbers available upon request

**PCJ™ dripper 4 mm barb outlet**

Catalog number 21500 - (any of below 6 digits)

Flow rate (l/h)	1 Unit	10 Units/bag	25 Units/bag	50 Units/bag	100 Units/bag	250 Units/bag	500 Units/bag	1000 Units/bag	13000 Units/box
0.5									
1.2	001600								
2.0									
3.0									
4.0	002100								
8.0	002300								
12.0	002400					002440			
15.0	003020					003040			

Missing catalog numbers available upon request

**PCJ™ dripper nipple outlet**

Catalog number 21500 - (any of below 6 digits)

Flow rate (l/h)	1 Unit	10 Units/bag	25 Units/bag	50 Units/bag	100 Units/bag	250 Units/bag	500 Units/bag	1000 Units/bag	13000 Units/box
0.5	001042	001045		001046					
1.2	001050	001057		001060				001090	
2.0	001100	001110	001112	001115	001130	001140		001145	
3.0	001160							001190	
4.0	001300	001310	001315	001320	001330			001340	
8.0	001500	001510		001520	001530	001535		001540	
12.0	001560	001561		001562	001565			001575	
15.0	003400							003450	

Missing catalog numbers available upon request

**PCJ™ dripper - With AI (anti-insects) assembly cap**  
 Catalog number 21500 - (any of below 6 digits)

Flow rate (l/h)	1 Unit
2.0	004300
3.0	
4.0	
8.0	004330



PCJ™ dripper with AI assembly cap

Missing catalog numbers available upon request

**PCJ™ LCNL dripper 3 mm barb outlet**  
 Catalog number 21520 - (any of below 6 digits)

Flow rate (l/h)	1 Unit	10 Units/bag	25 Units/bag	50 Units/bag	100 Units/bag	250 Units/bag	500 Units/bag	1000 Units/bag	13000 Units/box
0.5	000810				000820	000830		000840	
1.2	000900			000910	000920	000930		000940	000950
2.0	001000		001015	001020	001030	001040		001050	001051
3.0	001200			001210	001220	001230		001240	001250
4.0	001400		001410	001420	001430	001440		001450	001460
8.0	001600		001610	001620	001630	001640		001650	001660
12.0	001670		001680		001687	001690		001695	001698

Missing catalog numbers available upon request

**PCJ™ LCNL dripper - 3 mm angled barb outlet**  
 Catalog number 21520 - (any of below 6 digits)

Flow rate (l/h)	1 Unit
0.5	
1.2	000100
2.0	000110
3.0	
4.0	
8.0	



Angled barb 3 mm

Missing catalog numbers available upon request

**PCJ™ LCNL dripper 4 mm barb outlet**  
 Catalog number 21520 - (any of below 6 digits)

Flow rate (l/h)	1 Unit	10 Units/bag	25 Units/bag	50 Units/bag	100 Units/bag	250 Units/bag	500 Units/bag	1000 Units/bag	13000 Units/box
0.5									
1.2									
2.0	003000		003020		003030	003040		003060	
3.0									
4.0	003400		003420		003430	003440		003460	
8.0	003600		003620		003630	003640		003660	
12.0	003700								

Missing catalog numbers available upon request

### PCJ™ LCNL dripper nipple outlet

Catalog number 21520 - (any of below 6 digits)

Flow rate (l/h)	1 Unit	10 Units/bag	25 Units/bag	50 Units/bag	100 Units/bag	250 Units/bag	500 Units/bag	1000 Units/bag	13000 Units/box
0.5	001052								
1.2	001060							001090	
2.0	001100			001120	001130	001140		001150	001155
3.0	001300			001310	001320			001340	
4.0	001500		001510	001520	001530	001540		001550	001560
8.0	001700		001710	001720	001730	001740		001750	001760
12.0	001770					001780		001795	

Missing catalog numbers available upon request

### PCJ™ HCNL dripper 3 mm barb outlet

Catalog number 21520 - (any of below 6 digits)

Flow rate (l/h)	1 Unit	10 Units/bag	25 Units/bag	50 Units/bag	100 Units/bag	250 Units/bag	500 Units/bag	1000 Units/bag	13000 Units/box
0.5	003870							003890	
1.2	004100					004130		004150	
2.0	004400			004410				004440	004450
3.0	004700							004740	
4.0	005000			005010				005040	

Missing catalog numbers available upon request

### PCJ™ HCNL dripper - 3 mm angled barb outlet

Catalog number 21520 - (any of below 6 digits)

Flow rate (l/h)	1 Unit
0.5	
1.2	000120
2.0	000130
3.0	
4.0	
8.0	



Missing catalog numbers available upon request

### PCJ™ HCNL dripper 4 mm barb outlet

Catalog number 21520 - (any of below 6 digits)

Flow rate (l/h)	1 Unit	10 Units/bag	25 Units/bag	50 Units/bag	100 Units/bag	250 Units/bag	500 Units/bag	1000 Units/bag	13000 Units/box
0.5									
1.2									
2.0									
3.0									
4.0									

Missing catalog numbers available upon request

### PCJ™ HCNL dripper nipple outlet

Catalog number 21520 - (any of below 6 digits)

Flow rate (l/h)	1 Unit	10 Units/bag	25 Units/bag	50 Units/bag	100 Units/bag	250 Units/bag	500 Units/bag	1000 Units/bag	13000 Units/box
0.5	003850								
1.2	004000							004040	
2.0	004300							004350	
3.0	004600							004640	
4.0	004900				004910			004950	

Missing catalog numbers available upon request

# PCJ™ PRO on line dripper

On line compact pressure-compensated, continuously self-flushing dripper, for greenhouses, nurseries, other protected crops applications. For growers who seek uniform and precise irrigation in challenging water quality and intensive irrigation.



Compact size



Pressure-compensated



Anti-drain mechanism (optional)

## / Benefits & Features

- **Pressure-compensated** Precise and equal amounts of water delivered over a broad pressure range, ensuring 100% uniformity of water and nutrient distribution along the laterals.
- **Anti-drain mechanism (LCNL & HCNL)** Eliminates drainage and refill effect, and improves efficiency in pulse irrigation even in steep topography (optional).
- **Continuously self-flushing** Flushes debris throughout operation, while ensuring constant dripper operation even in challenging water qualities.
- **Wide water passages** TurboNet™ labyrinth ensures wide water passages, large deep and wide cross-section that improves clogging resistance. The water is drawn into the dripper from the stream center, preventing the entrance of sediment into the drippers.
- **Flexible location** Drippers can be positioned exactly where required. Number of drippers can be increased to increase the water quantities applied.  
Allows the installation of "spider assembly", splitting the drip supply to a number of drip outlets.

## / Specifications

- Pressure-compensated range according to tables below.
- Recommended filtration: 130 micron / 120 mesh. Filtration method selected based on the kind and concentration of dirt particles contained in the water. Wherever sand exceeding 2 ppm exists in the water, a Hydrocyclone should be installed before the main filter. Where sand/silt/clay solids exceed 100 ppm, pre treatment it should be applied following Netafim™ expert instructions.
- TurboNet™ labyrinth with large water passage.
- Insertable into thick wall blank PE pipes (0.90, 1.00, 1.20 mm).
- Injected dripper, very low CV with injected silicon diaphragm.
- High UV resistant. Resistant to standard nutrients used in agriculture.
- Compliance ISO 9261 international standards.
- Different outlets: nipple (press fit), straight or angled barb to 3 mm ID micro-tube, straight barb to 4 mm ID micro-tube.

## → Drippers technical data

### PCJ™ PRO drippers

Flow rate* (l/h)	Working pressure range (bar)	Water passages dimensions width-depth-length (mm)	Filtration area (mm <sup>2</sup> )	Constant K	Exponent* X	Base code color	Cap color Code
1.2	0.5 – 4.0	0.70 x 0.84 x 39	2.8	1.2	0	Brown	Black
2.0		0.95 x 0.84 x 39	2.8	2.0	0	Red	Black
3.0		1.13 x 0.98 x 39	2.8	3.0	0	Blue	Black
4.0		1.31 x 0.98 x 39	2.8	4.0	0	Gray	Black

\*Within working pressure range

## → Drippers technical data

### PCJ™ PRO LCNL drippers

Flow rate* (l/h)	Working pressure range (bar)	Water passages dimensions width-depth-length (mm)	Filtration area (mm <sup>2</sup> )	Constant K	Exponent* X	Shut off pressure (bar)	Base code color **	Cap color Code
1.2	0.7 – 4.0	0.70 x 0.84 x 39	2.8	1.2	0	0.15	Brown	Black
2.0		0.95 x 0.84 x 39	2.8	2.0	0	0.15	Red	Black
3.0		1.13 x 0.98 x 39	2.8	3.0	0	0.15	Blue	Black
4.0		1.31 x 0.98 x 39	2.8	4.0	0	0.15	Gray	Black

\*Within working pressure range

\*\*PCJ™ PRO LCNL is distinguished by the rings around the barb water inlet connector

## → Drippers technical data

### PCJ™ PRO HCNL drippers

Flow rate* (l/h)	Working pressure range (bar)	Water passages dimensions width-depth-length (mm)	Filtration area (mm <sup>2</sup> )	Constant K	Exponent* X	Shut off pressure (bar)	Base code color **	Cap color Code
1.2	1.5 – 4.0	0.70 x 0.84 x 39	2.8	1.2	0	0.25	Light brown	Black
2.0		0.95 x 0.84 x 39	2.8	2.0	0	0.25	Pink	Black
3.0		1.13 x 0.98 x 39	2.8	3.0	0	0.25	Light blue	Black
4.0		1.31 x 0.98 x 39	2.8	4.0	0	0.25	Light gray	Black

\*Within working pressure range

PCJ™ PRO HCNL is distinguished by the base code color and by the rings around the barb water inlet connector

## → Kd (minor loss), insertion barb within distribution pipe

Pipe definition	Inside diameter (mm)	Kd
12/4	9.80	1.65
16/4	13.20	0.39
20/4	17.00	0.13
25/4	21.20	0.10
12010	10.60	1.61
16010 - 16012	14.20	0.37
20010 - 20012	17.50	0.12



## → Drippers package data

Model	Quantity p/box (units)	Box dimensions (cm x cm x cm)	Box weight (kg)	Boxes per pallet (units)	Pallet size (cm x cm x cm)	Pallet weight (kg)
PCJ™ PRO drippers (straight barb 3 and 4 mm and nipple outlet)	6500	36 x 36 x 25	8.8	32	114 x 114 x 112	281
PCJ™ PRO drippers (angled barb 3 mm outlet)	5000	36 x 36 x 25	6.8	32	114 x 114 x 112	218

→ **Catalog numbers**

**PCJ™ PRO dripper 3 mm barb outlet**

Catalog number 21631 - (any of below 6 digits)

Flow rate (l/h)	1 Unit	50 Units/bag	100 Units/bag	250 Units/bag	500 Units/bag	1000 Units/bag
1.2	000100			000150		000140
2.0	000102			000170		000160
3.0	000104		000230	000240		
4.0	000250		000280	000290		

Missing catalog numbers available upon request

**PCJ™ PRO dripper 3 mm angled barb outlet**

Catalog number 21631 - (any of below 6 digits)

Flow rate (l/h)	1 Unit	50 Units/bag	100 Units/bag	250 Units/bag	500 Units/bag	1000 Units/bag
1.2	000115					
2.0	000116					
3.0	000106					
4.0	000270					

Missing catalog numbers available upon request

**PCJ™ PRO dripper 4 mm barb outlet**

Catalog number 21631 - (any of below 6 digits)

Flow rate (l/h)	1 Unit	50 Units/bag	100 Units/bag	250 Units/bag	500 Units/bag	1000 Units/bag
1.2	000090					
2.0	000091					
3.0	000092					
4.0	000093					

Missing catalog numbers available upon request

**PCJ™ PRO dripper nipple outlet**

Catalog number 21631 - (any of below 6 digits)

Flow rate (l/h)	1 Unit	50 Units/bag	100 Units/bag	250 Units/bag	500 Units/bag	1000 Units/bag
1.2	000101					
2.0	000103					
3.0	000105					
4.0	000260					

Missing catalog numbers available upon request

**PCJ™ PRO LCNL dripper 3 mm barb outlet**

Catalog number 21632 - (any of below 6 digits)

Flow rate (l/h)	1 Unit	50 Units/bag	100 Units/bag	250 Units/bag	500 Units/bag	1000 Units/bag
1.2	0000100	000460		000230		000220
2.0	000102	000480		000290		000280
3.0	000540	000745		000650		000640
4.0	000770	000980		000890		000880

Missing catalog numbers available upon request

**PCJ™ PRO LCNL dripper 3 mm angled barb outlet**

Catalog number 21632 - (any of below 6 digits)

Flow rate (l/h)	1 Unit	50 Units/bag	100 Units/bag	250 Units/bag	500 Units/bag	1000 Units/bag
1.2	000130			000210		000200
2.0	000131			000270		000260
3.0	000590			000630		000620
4.0	000820			000870		000860

Missing catalog numbers available upon request

### PCJ™ PRO LCNL dripper 4 mm barb outlet

Catalog number 21632 - (any of below 6 digits)

Flow rate (l/h)	1 Unit	50 Units/bag	100 Units/bag	250 Units/bag	500 Units/bag	1000 Units/bag
1.2	001020					
2.0	001021					
3.0	001022					
4.0	001023					

Missing catalog numbers available upon request

### PCJ™ PRO LCNL dripper nipple outlet

Catalog number 21632 - (any of below 6 digits)

Flow rate (l/h)	1 Unit	50 Units/bag	100 Units/bag	250 Units/bag	500 Units/bag	1000 Units/bag
1.2	000101	000470		000250		000240
2.0	000103	000490		000310		000300
3.0	000550	000745		000670		000660
4.0	000780	000990		000910		000900

Missing catalog numbers available upon request

### PCJ™ PRO HCNL dripper 3 mm barb outlet

Catalog number 21632 - (any of below 6 digits)

Flow rate (l/h)	1 Unit	50 Units/bag	100 Units/bag	250 Units/bag	500 Units/bag	1000 Units/bag
1.2	000120	000500				000150
2.0	000122	000520				000160
3.0	000570	000750				000600
4.0	000800	001000				000840

Missing catalog numbers available upon request

### PCJ™ PRO HCNL dripper 3 mm angled barb outlet

Catalog number 21632 - (any of below 6 digits)

Flow rate (l/h)	1 Unit	50 Units/bag	100 Units/bag	250 Units/bag	500 Units/bag	1000 Units/bag
1.2	000140					000170
2.0	000141					000180
3.0	000595					000610
4.0	000830					000850

Missing catalog numbers available upon request

### PCJ™ PRO HCNL dripper 4 mm barb outlet

Catalog number 21632 - (any of below 6 digits)

Flow rate (l/h)	1 Unit	50 Units/bag	100 Units/bag	250 Units/bag	500 Units/bag	1000 Units/bag
1.2	001040					
2.0	001041					
3.0	001042					
4.0	001043					

Missing catalog numbers available upon request

### PCJ™ PRO HCNL dripper nipple outlet

Catalog number 21632 - (any of below 6 digits)

Flow rate (l/h)	1 Unit	50 Units/bag	100 Units/bag	250 Units/bag	500 Units/bag	1000 Units/bag
1.2	000121	000510				
2.0	000123	000530				
3.0	000580	000760				
4.0	000810	001010				

Missing catalog numbers available upon request



# PCJ™ HF on line bubbler

On line compact pressure-compensated high flow emitter, for permanent irrigation such as landscape, trees, fruit trees with large treetops.



Pressure-compensated



Anti-drain mechanism (optional)



Self-flushing mechanism

## / Benefits & Features

- **Pressure-compensated** Precise and equal amounts of water delivered over a broad pressure range, ensuring 100% uniformity of water and nutrient distribution along the laterals.
- **Anti-drain mechanism (LCNL)** Eliminates drainage and refill effect, and improves efficiency in pulse irrigation even in steep topography (optional).
- **Continuously self-flushing** Flushes debris throughout operation, while ensuring constant emitter operation even in challenging water qualities.
- **Flexible location** Emitters can be positioned exactly where required. Number of emitters can be increased to increase the water quantities applied.  
Allows the installation of "spider assembly", splitting the drip supply to a number of drip outlets.

## / Specifications

- Pressure-compensated range according to tables below.
- Recommended filtration: 130 micron / 120 mesh. Filtration method selected based on the kind and concentration of dirt particles contained in the water. Wherever sand exceeding 2 ppm exists in the water, a Hydrocyclone should be installed before the main filter. Where sand/silt/clay solids exceed 100 ppm, pre treatment it should be applied following Netafim™ expert instructions.
- Internal very large water passages.
- Insertable into thick wall blank PE pipes (0.90, 1.00, 1.20 mm).
- Injected bubbler, very low CV with injected silicon diaphragm.
- High UV resistant. Resistant to standard nutrients used in agriculture.
- 4 different outlets: nipple, nipple with assembled cap, barb to 3 mm ID, barb to 4 mm ID micro-tube.

## → Bubbler technical data

### PCJ™ HF bubblers

Flow rate* (l/h)	Working pressure range (bar)	Water passages dimensions (mm)	Filtration area (mm <sup>2</sup> )	Constant K	Exponent* X	Base code color	Cap color code
20	1.0 – 4.0	1.4 x 1.1	2.0	20	0	Orange	Black
25	1.0 – 4.0	1.4 x 1.1 + 0.4 x 2.1	2.0	25	0	Orange	Light grey
30	1.0 – 4.0	1.4 x 1.1 + 0.7 x 2.1	2.0	30	0	Orange	Brown
35	1.0 – 4.0	1.4 x 1.1 + 1.0 x 2.1	2.0	35	0	Orange	Light blue
40	1.3 - 4.0	1.4 x 1.1 + 1.0 x 2.6	2.0	40	0	Orange	Blue

\*Within working pressure range

## → Bubbler technical data

### PCJ™ HF LCNL bubblers

Flow rate* (l/h)	Working pressure range (bar)	Water passages dimensions (mm)	Filtration area (mm <sup>2</sup> )	Constant K	Exponent* X	Shut off pressure (bar)	Base code color **	Cap color code
20	1.0 – 4.0	1.4 x 1.1	2.0	20	0	0.12	Orange	Black
25	1.0 – 4.0	1.4 x 1.1 + 0.4 x 2.1	2.0	25	0	0.12	Orange	Light grey
30	1.0 – 4.0	1.4 x 1.1 + 0.7 x 2.1	2.0	30	0	0.12	Orange	Brown
35	1.0 – 4.0	1.4 x 1.1 + 1.0 x 2.1	2.0	35	0	0.12	Orange	Light blue
40	1.3 - 4.0	1.4 x 1.1 + 1.0 x 2.6	2.0	40	0	0.12	Orange	Blue

\*Within working pressure range

\*\*LCNL bubblers is distinguished by the rings around the barb water inlet connector

## → Kd (minor loss), insertion barb within distribution pipe

Pipe definition	Inside diameter (mm)	Kd
12/4	9.80	1.65
16/4	13.20	0.39
20/4	17.00	0.13
25/4	21.20	0.10
12010	10.60	1.61
16010 - 16012	14.20	0.37
20010 - 20012	17.50	0.12

## → Bubblers package data

Model	Quantity p/box (units)	Box dimensions (cm x cm x cm)	Box weight (kg)	Boxes per pallet (units)	Pallet size (cm x cm x cm)	Pallet weight (kg)
PCJ™ HF bubblers	9500	57 x 28 x 27	14.0	32	114 x 114 x 112	448

→ **Catalog numbers**

**PCJ™ HF Bubbler nipple outlet**

Catalog number 21620 - (any of below 6 digits)

Flow rate (l/h)	1 Unit	100 Units/bag
20	001250	001260
25	001550	001560
30	001750	001770
35	001950	
40	002150	002170

Missing catalog numbers available upon request

**PCJ™ HF Bubbler 3 mm barb outlet**

Catalog number 21620 - (any of below 6 digits)

Flow rate (l/h)	1 Unit	100 Units/bag
20	001200	001220
25	001500	
30	001700	001710
35	001900	
40	002100	

Missing catalog numbers available upon request

**PCJ™ HF Bubbler 4 mm barb outlet**

Catalog number 21620 - (any of below 6 digits)

Flow rate (l/h)	1 Unit	100 Units/bag
20	001350	
25	001650	
30	001850	
35	002050	
40	002250	

Missing catalog numbers available upon request

**PCJ™ HF Bubbler nipple outlet + assembly cap**

Catalog number 21620 - (any of below 6 digits)

Flow rate (l/h)	1 Unit	50 Units/bag	100 Units/bag	500 Units/bag	1000 Units/bag
20	001300		001315	001320	001340
25	001600		001610	001620	001640
30	001800		001810	001820	001840
35	002000			002020	
40	002200		002210	002220	

Missing catalog numbers available upon request

**PCJ™ HF-Bubbler with assembly cap**



Flow rate 20 (l/h)



Flow rate 25 (l/h)



Flow rate 30 (l/h)



Flow rate 35 (l/h)



Flow rate 40 (l/h)

**PCJ™ HF LCNL Bubbler nipple outlet**

Catalog number 21630 - (any of below 6 digits)

Flow rate (l/h)	1 Unit	100 Units/bag
20	001250	001265
25	001550	
30	001750	001765
35	001950	002070
40	002150	002170

Missing catalog numbers available upon request

**PCJ™ HF LCNL Bubbler 3 mm barb outlet**

Catalog number 21630 - (any of below 6 digits)

Flow rate (l/h)	1 Unit	100 Units/bag
20	001200	
25	001500	
30	001700	
35	001900	
40	002100	

Missing catalog numbers available upon request

**PCJ™ HF LCNL Bubbler 4 mm barb outlet**

Catalog number 21630 - (any of below 6 digits)

Flow rate (l/h)	1 Unit	100 Units/bag
20		
25	001650	
30	001850	
35		
40	002250	

Missing catalog numbers available upon request

**PCJ™ HF LCNL Bubbler nipple outlet + assembly cap**

Catalog number 21630 - (any of below 6 digits)

Flow rate (l/h)	1 Unit	50 Units/bag	100 Units/bag	500 Units/bag	1000 Units/bag
20	001270			001300	
25	001570	001580		001600	
30	001860			001880	
35	002060			002080	
40	002300	002310		002320	

Missing catalog numbers available upon request

# Button and Pot on line dripper

On line non-pressure-compensated dripper, for applications such as greenhouses, nurseries, garden pots.



High clogging resistance



Flexible location



Compact size

## / Benefits & Features

- **High clogging resistance** Even with challenging water quality, with self-cleaning labyrinth that flushes debris throughout operation.
- **Wide water passages** TurboNet™ labyrinth ensures wide water passages, large deep and wide cross-section that improves clogging resistance. The water is drawn into the dripper from the stream center, preventing the entrance of sediment into the drippers.
- **Flexible location** Drippers can be positioned exactly where required. Number of drippers can be increased to increase the water quantities applied.  
Allows the installation of “spider assembly”, splitting the drip supply to a number of drip outlets.

## / Specifications

- Working pressure up to 2.0 bar.
- Recommended filtration: 130 micron / 120 mesh. Filtration method selected based on the kind and concentration of dirt particles contained in the water. Wherever sand exceeding 2 ppm exists in the water, a Hydrocyclone should be installed before the main filter. Where sand/silt/clay solids exceed 100 ppm, pre treatment it should be applied following Netafim™ expert instructions.
- TurboNet™ labyrinth with large water passage.
- Insertable into thick wall blank PE pipes (0.90, 1.00, 1.20 mm).
- Injected dripper, very low CV.
- High UV resistance. Resistant to standard nutrients used in agriculture.
- Compliance ISO 9261 international standards.
- 3 different outlets: nipple, barb, flat. The Pot model to be threaded into a 3\*5 mm micro-tube.

## → Drippers technical data

### Button drippers

Flow rate* (l/h)	Max. working pressure (bar)	Water passages dimensions width-depth-length (mm)	Filtration area (mm <sup>2</sup> )	Constant K	Exponent X	Base code color	Cap color code
2.0	2.0	0.98 x 0.89 x 50	2.0	0.662	0.48	Red	Black
3.0	2.0	1.05 x 0.95 x 50	2.0	0.993	0.48	Blue	Black
4.0	2.0	1.27 x 1.20 x 50	2.0	1.325	0.48	Black	Black
8.0	2.0	1.55 x 1.55 x 50	2.0	2.649	0.48	Green	Black

\*Flow rate at 1.0 bar pressure

## → Drippers technical data

### Pot drippers

Flow rate* (l/h)	Max. working pressure (bar)	Water passages dimensions width-depth-length (mm)	Constant K	Exponent X	Base code color	Cap color code
2.0	2.0	0.98 x 0.89 x 50	0.662	0.48	Red	Black
4.0	2.0	1.27 x 1.20 x 50	1.325	0.48	Black	Black
8.0	2.0	1.55 x 1.55 x 50	2.649	0.48	Green	Black

\*Flow rate at 1.0 bar pressure

## → Drippers package data

### Button drippers

Model	Quantity p/box (units)	Box dimensions (cm x cm x cm)	Box weight (kg)
Flat outlet	10000	57 x 28 x 27	12.7
Barb outlet	9500	57 x 28 x 27	12.4
Nipple outlet	8500	57 x 28 x 27	11.2

## → Kd (minor loss), insertion barb within distribution pipe

Pipe definition	Inside diameter (mm)	Kd
12/4	9.80	1.65
16/4	13.20	0.39
20/4	17.00	0.13
25/4	21.20	0.10
12010	10.60	1.61
16010 - 16012	14.20	0.37
20010 - 20012	17.50	0.12

## → Drippers package data

### Pot drippers

Model	Quantity p/box (units)	Box dimensions (cm x cm x cm)	Box weight (kg)	Boxes per pallet (units)	Pallet size (cm x cm x cm)	Pallet weight (kg)
Flat outlet	10000	57 x 28 x 27	12.7	32	114 x 114 x 112	410
Nipple outlet	8500	57 x 28 x 27	11.2	32	114 x 114 x 112	362

→ **Catalog Numbers**

**Button dripper flat outlet**

Catalog number 20000 - (any of below 6 digits)

Flow rate (l/h)	1 Unit	10 Units/bag	25 Units/bag	50 Units/bag	100 Units/bag	250 Units/bag	1000 Units/bag	10000 Units/box
2.0	001100	001110	001115	001120	001140	001143	001145	001048
3.0							001195	
4.0	001200	001210	001215	001220		001235	001240	001250
8.0	001300	001310	001315	001320		001333	001335	001350

Missing catalog numbers available upon request

**Button dripper barb outlet**

Catalog number 20020 - (any of below 6 digits)

Flow rate (l/h)	1 Unit	10 Units/bag	25 Units/bag	50 Units/bag	100 Units/bag	250 Units/bag	1000 Units/bag	9500 Units/box
2.0	001500	001510	001515	001520	001530	001535	001540	001545
3.0	001550			001570				
4.0	001600		001615	001620		001635	001640	
8.0	001700	001710	001715	001720		001735	001740	001750

Missing catalog numbers available upon request

**Button dripper nipple outlet**

Catalog number 20020 - (any of below 6 digits)

Flow rate (l/h)	1 Unit	10 Units/bag	25 Units/bag	50 Units/bag	100 Units/bag	250 Units/bag	1000 Units/bag	8500 Units/box
2.0	001100				001130			
3.0								
4.0	001200			001220	001230			
8.0	001300			001320			001340	

Missing catalog numbers available upon request

**Pot dripper flat outlet**

Catalog number 20500 - (any of below 6 digits)

Flow rate (L/h)	1 Unit	10 Units/bag	20 Units/bag	50 Units/bag	100 Units/bag	250 Units/bag	1000 Units/bag
2.0	001100	001110		001120			001140
4.0	001200	001210		001220			001240
8.0	001300	001310		001320			001340


Missing catalog numbers available upon request

**Pot dripper nipple outlet**

Catalog number 20520 - (any of below 6 digits)

Flow rate (L/h)	1 Unit	10 Units/bag	20 Units/bag	50 Units/bag	100 Units/bag	250 Units/bag	1000 Units/bag
2.0	001100					001140	
4.0	001200					001240	
8.0	001300						

Missing catalog numbers available upon request



# CapiNet™ on line dripper

Compact on line dripper, with drop leading feature, for pot, container, greenhouses, nurseries, garden pot irrigation.



Flexible location



High clogging resistance



Compact size

## / Benefits & Features

- **Flexible location** Drippers can be positioned exactly where required. Number of drippers can be increased to increase the water quantities applied.
- **High clogging resistance** With self-cleaning labyrinth that flushes debris throughout operation.
- **Wide water passages** TurboNet™ labyrinth ensures wide water passages, large deep and wide cross-section that improves clogging resistance.
- **Versatility** Special design stake enables stabilization of the CapiNet™ end on pots, beds, and open fields, can hold the CapiNet™ straight up or at 45 degrees angle. No need for connectors, to connect to the distribution line.

## / Specifications

- Working pressure up to 2.0 bar.
- Recommended filtration: 130 micron / 120 mesh. Filtration method selected based on the kind and concentration of dirt particles contained in the water. Wherever sand exceeding 2 ppm exists in the water, a Hydrocyclone should be installed before the main filter. Where sand/silt/clay solids exceed 100 ppm, pre treatment it should be applied following Netafim™ expert instructions.
- TurboNet™ labyrinth with large water passage.
- Insertable into thick wall blank PE pipes (1.00, 1.20 mm).
- Injected dripper, very low CV.
- High UV resistance. Resistant to standard nutrients used in agriculture.



## → Drippers technical data

Flow rate* (l/h)	Max. working pressure (bar)	Water passages dimensions width-depth-length (mm)	Filtration area (mm <sup>2</sup> )	Constant K	Exponent X
1.95	2.0	0.76 x 0.70 x 21	5.0	0.630	0.49
2.75	2.0	0.76 x 0.70 x 11	5.0	0.890	0.49

\*Flow rate at 1.0 bar pressure

## → Drippers package data

Model	Quantity p/box (units)	Box dimensions (cm x cm x cm)	Box weight (kg)	Boxes per pallet (units)	Pallet size (cm x cm x cm)	Pallet weight (kg)
20 cm length	3000	27 x 56 x 25	13.8	32	114 x 114 x 112	443
40 cm length		27 x 56 x 25	27.4	32		875
60 cm length		27 x 62 x 27	40.9	32		1308
80 cm length		27 x 113 x 28	54.4	16		870
100 cm length		27 x 113 x 28	67.9	20		1358

## → Catalog numbers

### CapiNet™

Catalog number 18700 - (any of below 6 digits)\*\*

Model	20 cm length	40 cm length	60 cm length	80 cm length	100 cm length
1.95 l/h black	001600	001800	002000	002200	002500
1.95 l/h gray			003500		
2.75 l/h black					

Missing catalog numbers available upon request

\*\*Catalog number define a box with 3000 units

# / Other Irrigation Products



Precision  
Agriculture



# Arrow dripper

A dripper with drop leading stake for grow bags, pot, container irrigation in greenhouses, nurseries, garden pot irrigation.



Flexible location



High clogging resistance



Container irrigation

## / Benefits & Features

- **Flexible location** Drippers can be positioned exactly where required. Number of drippers can be increased to increase the water quantities applied. Allows the installation of "spider assembly", splitting the drip supply to a number of drip outlets.
- **High clogging resistance** With self-cleaning labyrinth that flushes debris throughout operation.
- **Wide water passages** TurboNet™ labyrinth ensures wide water passages, large deep and wide cross-section that improves clogging resistance.
- **Modularity** Can be installed in combination to any PC or PCJ™ on line drippers via barb, manifold or adapter to add compensated and anti-drain functionality.

## / Specifications

- Working pressure up to 2.0 bar.
- Recommended filtration: 130 micron / 120 mesh. Filtration method selected based on the kind and concentration of dirt particles contained in the water. Wherever sand exceeding 2 ppm exists in the water, a Hydrocyclone should be installed before the main filter. Where sand/silt/clay solids exceed 100 ppm, pre treatment it should be applied following Netafim™ expert instructions.
- TurboNet™ labyrinth with large water passage.
- Insertable into 3\*5 mm micro-tube.
- Injected dripper, very low CV.
- High UV resistance. Resistant to standard nutrients used in agriculture.
- 5 different shapes: straight, straight w/plug, straight w/splitter, angled long, angled short.
- Available in two colors, black and gray, the gray intended for protected crop to increase light reflection.

## → Drippers technical data

Flow rate* (l/h)	Max. working pressure (bar)	Water passages dimensions width-depth-length (mm)	Filtration area (mm <sup>2</sup> )	Constant K	Exponent X
1.6	1.2	0.83 x 0.56 x 20	9.0	0.529	0.48
2.3	1.2	0.83 x 0.84 x 20	13.0	0.761	0.48

\*Flow rate at 1.0 bar pressure \*\*Arrow dripper at 1.6 l/h nominal flow rate, only available in the angle model.

## → Drippers package data

Model	Quantity p/box (units)	Box dimensions (cm x cm x cm)	Box weight (kg)	Boxes per pallet (units)	Pallet size (cm x cm x cm)	Pallet weight (kg)
Black 2.3 l/h angle	1250	57 x 28 x 27	4.0	32	114 x 114 x 112	128
Gray 2.3 l/h angle	1250	57 x 28 x 27	4.0			128
Gray 1.6 l/h angle	1250	57 x 28 x 27	4.0			128
Black 2.3 l/h angle short	3000	57 x 28 x 27	5.7			182
Gray 2.3 l/h angle short	3000	57 x 28 x 27	5.7			182
Black 2.3 l/h straight	3500	57 x 28 x 27	9.8			314
Black 2.3 l/h straight + splitter	3500	57 x 28 x 27	10.4			333
Gray 2.3 l/h straight + splitter	3500	57 x 28 x 27	10.4			333
Black 2.3 l/h straight + plug	2000	57 x 28 x 27	5.3			170

\*Package data in this table refer to a full box

## → Catalog numbers

### Arrow dripper

Catalog number 22000 - (any of below 6 digits)

Model	1 Unit	20 Units/bag	50 Units/bag	100 Units/bag	200 Units/bag	1000 Units/box
Black 2.3 l/h angle	001300		001317	001320	001325	001340
Gray 2.3 l/h angle	001420			001450		
Gray 1.6 l/h angle	001250					
Black 2.3 l/h angle short	000900		000930	000920		000940
Gray 2.3 l/h angle short	001500			001550		
Black 2.3 l/h straight	001000		001020	001030		001040
Black 2.3 l/h straight + splitter	001100			001120		001140
Gray 2.3 l/h straight + splitter	001160					
Black 2.3 l/h straight + plug	001200		001220	001230	001235	001240

Missing catalog numbers available upon request

## → Arrow drippers models



Straight w/splitter arrow dripper



Straight arrow dripper



Straight w/plug arrow dripper




Angled short arrow dripper



Angled long arrow dripper

# Spiders

Pre-assembled irrigation components for containers, greenhouses, nurseries, gardens pot irrigation.



Labor saving



Flexible location



Environmental

## / Benefits & Features

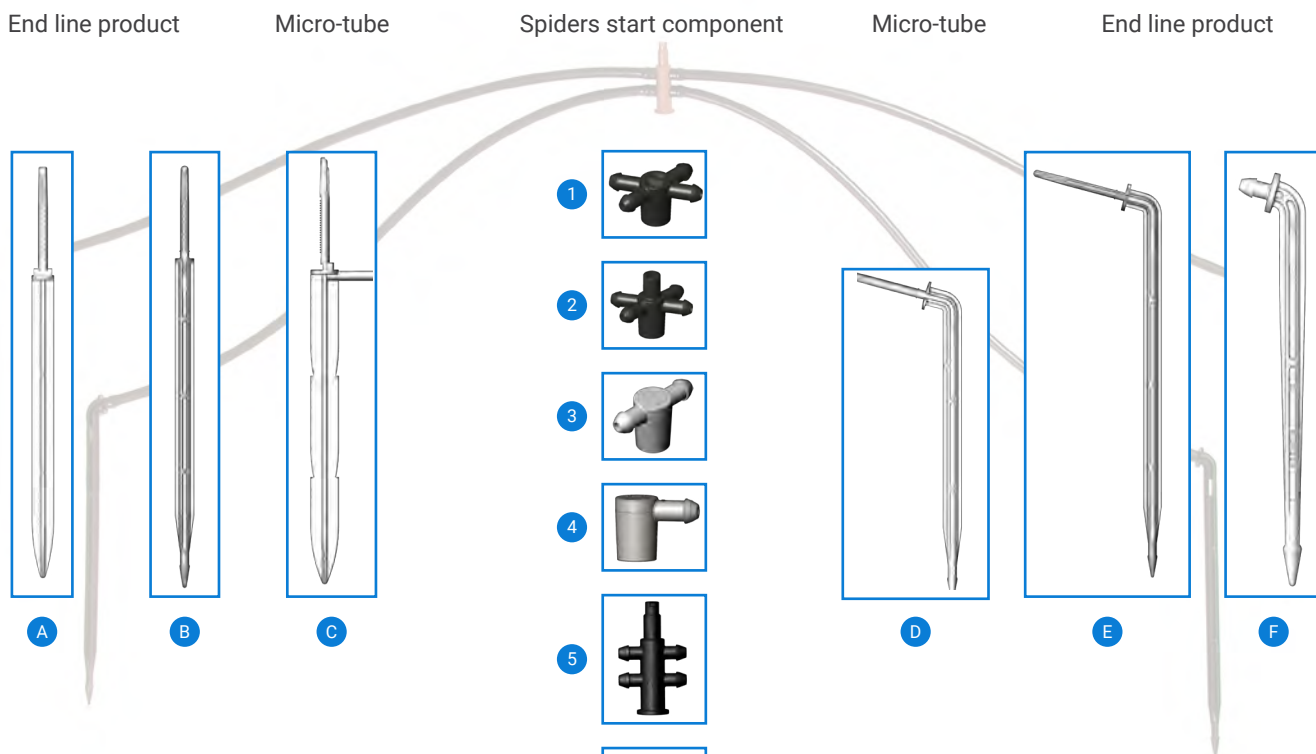
- **Labor saving** Pre-assembled components reduce labor time and cost, utilizing innovative assembly technologies that assure product reliability.
- **Flexible location** Drippers can be positioned exactly where required. Allows to split the drip supply to a number of drip outlets.
- **High quality & environmentally friendly** All the drippers and assembly components were designed and produced under the same quality standards identifying all the Netafim™ products. The tubes are made of environmentally-friendly materials that can also be recycled, similar to the integral driplines.

## / Specifications

- Maximum working pressure must match the pressures specified for all Spider components.
- Wherever there is more than one irrigation point it is recommended to use the Spiders with Arrow drippers as an end product in order to unify the flow of each of the points.
- Wherever the Spiders serve a single irrigation point, the Netafim™ spike can be used.
- It is highly recommended not to design flows below 0.5 l/h per each irrigation point, namely, if a 2 l/h hub dripper is used, no more than 4 irrigation points should be designed. If 1.2 l/h hub dripper is used, no more than 2 irrigation points should be designed. This applies to all other flow models.
- The next page in the sheet details descriptions and assembly method of the Spider's different models.
- High UV resistance. Resistant to standard nutrients used in agriculture.

→ Product assembly (spiders)

Components available for your choice of assemblage



**Start product**

- 1 Flat manifold x 4 outlets
- 2 Flat manifold x 4 outlets w/nipple
- 3 Flat manifold x 2 outlets
- 4 Flat manifold elbow, one outlet
- 5 Upright manifold x 4 outlets
- 6 Upright manifold x 8 outlets
- 7 "T" 5 mm connector
- 8 Adapter to integral dripper
- 9 PCJ™ or any other on line dripper
- 10 W/o start product

**End line product**


- A Straight arrow dripper
- B Straight w/splitter arrow dripper
- C Straight w/plug arrow dripper
- D Angled short arrow dripper
- E Angled long arrow dripper
- F Spike

**Micro-tube**

SSPE micro-tube 3\*5 mm, 80 cm lenght, black  
 SSPE micro-tube 3\*5 mm, 40 cm lenght, gray  
 SSPE micro-tube 3\*5 mm , 60 cm lenght, gray  
 SSPE micro-tube 3\*5 mm, 80 cm lenght, gray  
 SPE micro-tube 3\*5 mm, 40 cm lenght, black  
 SPE micro-tube 3\*5 mm, 60 cm lenght, black  
 SPE micro-tube 3\*5 mm, 80 cm lenght, black  
 \*please, add any required lenght by writing  
 SPE = Soft Polyethylene  
 SSPE = Super Soft Polyethylene

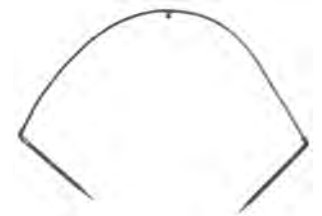
The draws are non-uniformly scaled.  
 They are for illustration purposes only.

→ Examples of popular assemblies




Spider without hub on line dripper: Flat manifold 4 outlets

Catalog number	"Spider" start component	Micro tube material	Micro tube size (mm x mm)	Micro tube length (m)	End line component
40200-005989	Flat manifold x 4 outlets	4 x SPE	3.2*5	0.30	4 x angled long arrow dripper 2.3 l/h
40200-005995	Flat manifold x 4 outlets	4 x SPE	3.2*5	0.50	4 x angled long arrow dripper 2.3 l/h
40200-009020	Flat manifold x 4 outlets	4 x SPE	3.2*5	0.60	4 x angled short arrow dripper 2.3 l/h
40200-001900	Flat manifold x 4 outlets	4 x SPE	3.2*5	0.60	4 x straight arrow dripper w/splitter 2.3 l/h
40200-002000	Flat manifold x 4 outlets	4 x SPE	3.2*5	0.80	4 x straight arrow dripper w/splitter 2.3 l/h
40200-006403	Flat manifold x 4 outlets	4 x SPE (gray)	3.2*5	0.80	4 x angled long arrow dripper 2.3 l/h
40200-115052	Flat manifold x 4 outlets	4 x SSPE	3.2*5	0.30	4 x angled long arrow dripper 2.3 l/h
40200-115044	Flat manifold x 4 outlets	4 x SSPE (gray)	3.2*5	0.45	4 x angled long arrow dripper 1.6 l/h (gray)
40200-042520	Flat manifold x 4 outlets (gray)	4 x SPE (gray)	3.2*5	0.60	4 x angled long arrow dripper 1.6 l/h (gray)
40200-043100	Flat manifold x 4 outlets (gray)	4 x SPE (gray)	3.2*5	0.60	4 x angled long arrow dripper 2.3 l/h (gray)



Spider without hub on line dripper: Flat manifold 2 outlets

Catalog number	"Spider" start component	Micro tube material	Micro tube size (mm x mm)	Micro tube length (m)	End line component
40200-006570	Flat manifold x 2 outlets	2 x SPE	3.2*5	0.40	2 x angled long arrow dripper 2.3 l/h
40200-006602	Flat manifold x 2 outlets	2 x SPE	3.2*5	0.60	2 x angled long arrow dripper 1.6 l/h (gray)
40200-043025	Flat manifold x 2 outlets	2 x SPE (gray)	3.2*5	0.80	2 x straight arrow dripper w/splitter 2.3 l/h (gray)
40200-115012	Flat manifold x 2 outlets	2 x SSPE	3.2*5	0.50	2 x angled long arrow dripper 1.6 l/h (gray)
40200-115011	Flat manifold x 2 outlets	2 x SSPE (gray)	3.2*5	0.50	2 x angled long arrow dripper 2.3 l/h
40200-043000	Flat manifold x 2 outlets (gray)	2 x SPE (gray)	3.2*5	0.60	2 x angled long arrow dripper 2.3 l/h (gray)
40200-042420	Flat manifold x 2 outlets (gray)	2 x SSPE (gray)	3.2*5	0.60	2 x angled long arrow dripper 1.6 l/h (gray)



Upright manifold 4 outlets

Catalog number	"Spider" start component	Micro tube material	Micro tube size (mm x mm)	Micro tube length (m)	End line component
40200-043640	Upright manifold x 4 outlets	4 x SPE (gray)	3.2*5	0.80	4 x straight arrow dripper w/splitter 2.3 l/h (gray)
40200-043490	Upright manifold x 4 outlets	4 x SPE (gray)	3.2*5	0.30	4 x angled long arrow dripper 2.3 l/h (gray)
40200-006396	Upright manifold x 4 outlets	4 x SSPE	3.2*5	1.00	4 x angled long arrow dripper 2.3 l/h



PC / PCJ™ without manifold

Catalog number	"Spider" start component	Micro tube material	Micro tube size (mm x mm)	Micro tube length (m)	End line component
40200-002560	PCJ 1.2l/h , 3 mm.barbed outlet	SPE	3.2*5	0.45	Short spike
40200-005241	PCJ 2 l/h , 3 mm.barbed outlet	SSPE (gray)	3.2*5	0.50	Spike (gray)
40200-004700	PCJ LCNL 2 l/h , 3 mm.barbed outlet	SPE	3.2*5	0.30	Spike
40200-045000	PCJ LCNL 2 l/h , 3 mm.barbed outlet	SPE (gray)	3.2*5	0.60	Spike (gray)
40200-004758	PCJ LCNL 2 l/h , 3 mm.barbed outlet	SPE (gray)	3.2*5	0.80	-
40200-005004	PCJ LCNL 2 l/h , 3 mm.barbed outlet	SSPE (gray)	3.2*5	0.50	Short spike (gray)
40200-005007	PCJ LCNL 2 l/h , 3 mm.barbed outlet	SSPE (gray)	3.2*5	0.60	Spike (gray)
40200-005320	PCJ LCNL 3 l/h , 3 mm.barbed outlet	SPE	3.2*5	0.80	Spike
40200-045500	PCJ LCNL 3 l/h , 3 mm.barbed outlet	SPE (gray)	3.2*5	0.70	Spike (gray)
40200-005390	PCJ LCNL 4 l/h , 3 mm.barbed outlet	SPE	3.2*5	0.40	Spike
40200-005850	PCJ LCNL 8 l/h , 3 mm.barbed outlet	SPE	3.2*5	0.60	Spike

PC / PCJ™ with manifold

Catalog number	"Spider" start component	Micro tube material	Micro tube size (mm x mm)	Micro tube length (m)	End line component
40200-000966	PC HCNL 3 l/h , niple outlet + Flat manifold x 2 outlets (gray)	2 x SPE (gray)	3.2*5	0.50	2 x angled arrow dripper 2.3 l/h (gray)
40200-006032	PCJ LCNL 4 l/h , niple outlet + Flat manifold x 4 outlets	4 x SSPE	3.2*5	1.00	4 x angled arrow dripper 2.3 l/h
40200-047471	PCJ LCNL 8 l/h , niple outlet + Flat manifold x 2 outlets	2 x SSPE	3.2*5	0.80	2 x angled arrow dripper 2.3 l/h
40200-047470	PCJ LCNL 8 l/h , niple outlet + Flat manifold x 4 outlets	4 x SSPE (gray)	3.2*5	0.40	4 x angled arrow dripper 2.3 l/h
40200-006012	PCJ LCNL 8 l/h , niple outlet + Flat manifold x 4 outlets	4 x SSPE (gray)	3.2*5	0.80	4 x angled arrow dripper 2.3 l/h
40200-045650	PCJ LCNL 3 l/h , niple outlet + Flat manifold x 2 outlets	2 x SSPE (gray)	3.2*5	0.60	2 x angled arrow dripper 1.6 l/h (gray)


Spider with Elbow adapter

Catalog number	"Spider" start component	Micro tube material	Micro tube size (mm x mm)	Micro tube length (m)	End line component
40200-043139	Elbow adapter 3 mm.barbed female press fit	SPE (gray)	3.2*5	0.60	Spike
40200-043140	Elbow adapter 3 mm.barbed female press fit	SPE (gray)	3.2*5	0.60	Spike (gray)
40200-043275	Elbow adapter 3 mm.barbed female press fit	SSPE (gray)	3.2*5	0.60	-



# NetBow™

An innovative user friendly container irrigation, multi outlet dripping arc with high clogging resistance and superb water distribution.



User friendly



High clogging resistance



Superb uniformity

## / Benefits & Features

- **User friendly** Easy installation, reducing labor costs at installation and during crop rotations.
- **High clogging resistance** Even with challenging water quality, with self cleaning labyrinth that flushes debris, throughout operation.
- **Superb uniformity** NetBow™ features eight / four of Netafim's high clog-resistant labyrinths, ensuring uniform water distribution with reduced clogging risk.
- **Wide filtration area** Ensures optimal performance even under harsh water conditions, preventing the entrance of sediments into the labyrinths.
- **Wide water passages** TurboNet™ labyrinth ensures wide water passages, large deep and wide cross-section that improves clogging resistance. The water is drawn into the dripper from the stream center, preventing the entrance of sediment into the drippers.

## / Specifications

- The flow from each dripping outlet will be determined by the hub dripper, divide evenly by 8 or 4 according to the model.
- Compatible with 10 to 60 liters containers.
- Diameter: 120, 250 mm.
- Flow rate: 2.0 to 8.0 l/h.
- Max. operating pressure: 4.0 bar.
- Min. operating pressure, at the hub dripper inlet: according to hub dripper specifications.
- Flow of the hub dripper should be between 2.0-12.0 l/h (0.53-3.17 GPH) in the 250 mm diameter model and between 2.0-8.0 l/h (0.53-2.11 GPH) in the 120 mm diameter model.
- Superb chemical and UV resistance for extended durability.
- Colored light gray for improved light reflection.

## → NetBow™ package data

Model	Quantity p/box (units)	Box dimensions (cm x cm x cm)	Box weight (kg)	Boxes per pallet (units)
NetBow™ 250 mm/10", 8 outlets, barb conn, gray, foldable	50	32.0 x 28.0 x 56.0	5.0	24
NetBow™ 250 mm/10", 8 outlets, press fit conn, gray, foldable	50	32.0 x 28.0 x 56.0	5.0	24
NetBow™ 120 mm/5", 4 outlets, barb conn, gray, foldable	120	32.0 x 28.0 x 56.0	5.9	24
NetBow™ 120 mm/5", 4 outlets, press fit conn, gray, foldable	120	32.0 x 28.0 x 56.0	5.9	24
NetBow™ AR 250 mm/10", 8 outlets, barb conn. gray foldable	50	32.0 x 28.0 x 56.0	5.0	24
NetBow™ AR 250 mm/10", 8 outlets, press fit conn. gray foldable	50	32.0 x 28.0 x 56.0	5.0	24
NetBow™ AR 120 mm/5", 4 outlets, barb conn. gray foldable	120	32.0 x 28.0 x 56.0	5.9	24
NetBow™ AR 120 mm/5", 4 outlets, press fit conn. gray foldable	120	32.0 x 28.0 x 56.0	5.9	24

## → Catalog numbers

### NetBow™

Catalog number 77470 - (any of below 6 digits)

Model	Catalog number
NetBow™ 250 mm/10", 8 outlets, barb conn, gray, foldable, 50 units/box	000125
NetBow™ 250 mm/10", 8 outlets, press fit conn, gray, foldable, 50 units/box	000126
NetBow™ 120 mm/5", 4 outlets, barb conn, gray, foldable, 120 units/box	000142
NetBow™ 120 mm/5", 4 outlets, press fit conn, gray, foldable, 120 units/box	000143
NetBow™ AR 250 mm/10", 8 outlets, barb conn. gray foldable, 50 units/box	000210
NetBow™ AR 250 mm/10", 8 outlets, press fit conn. gray foldable, 50 units/box	000211
NetBow™ AR 120 mm/5", 4 outlets, barb conn. gray foldable, 120 units/box	000212
NetBow™ AR 120 mm/5", 4 outlets, press fit conn. gray foldable, 120 units/box	000213

Foldable Spikes



# Assembled Driplines

Pre-assembled irrigation driplines for greenhouses, nurseries, orchards, other applications.



Labor saving



Flexible location



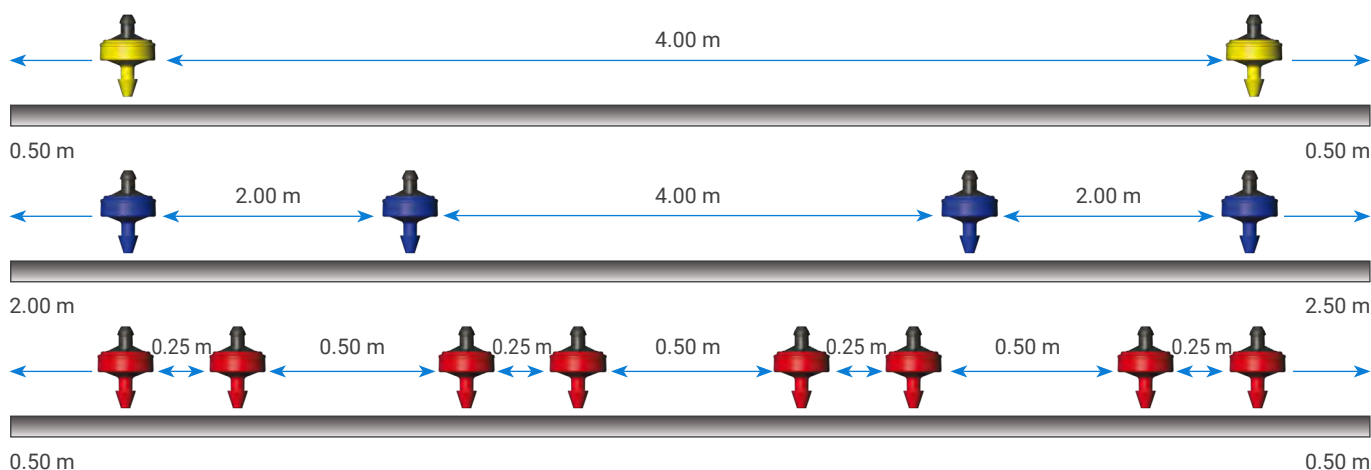
Environmental

## / Benefits & Features

- **Labor saving**      On line drippers assembly that reduces labor time and cost, utilizing innovative assembly technologies that assure product reliability.
- **Flexible location**      Drippers can be positioned exactly where required. Number of drippers can be increased to increase the water quantities applied. Allows the installation of "spider assembly", splitting the drip supply to a number of drip outlets.
- **High quality & environmentally friendly**      All the drippers and assembly components were designed and produced under the same quality standards identifying all the Netafim™ products. The tubes are made of environmentally friendly materials that can also be recycled similar to the inline driplines.

## / Specifications

- Recommended working pressure must match that of the products assembled on the sub main pipes and consider pipe diameter and wall thickness.
- High UV resistance. Resistant to standard nutrients used in agriculture.
- The next page in the sheet details descriptions and assembly method of the different models.



→ Flowchart to determine the desired product definition

Driplines assembly	Pipe description	Emitter	Cluster	Distance between clusters	Total coil length	Initial and end length
DA	12/2.5	PC2.0	1	0.20M	50M	ID0.50M
	12/4	PC4.0	2*0.15M	0.30M	100M	ID0.75M
	16/2.5	PC8.5	2*0.20M	0.40M	150M	ID1.00M
	16/4	PC LCNL 2.0	2*0.30M	0.50M	200M	ID1.25M
	20/2.5	PC LCNL 4.0	2*0.40M	1.00M	400M	ID1.50M
	20/4	PC LCNL 8.5	2*0.50M	1.20M		ID1.75M
	25/2.5	PCJ™ 0.5		1.50M		ID2.00M
	25/4	PCJ™ 1.2				ID2.25M
	12/2.5G	PCJ™ 2.0				IDX.XXM
	12/4G	PCJ™ 3.0				
	16/2.5G	PCJ™ 4.0				
	16/4G	PCJ™ 8.0				
	20/2.5G	PCJ™ 12.0				
	20/4G	PCJ™ LCNL 0.5				
	25/2.5G	PCJ™ LCNL 1.2				
	25/4G	PCJ™ LCNL 2.0				
		PCJ™ LCNL 3.0				
		PCJ™ LCNL 4.0				
		PCJ™ LCNL 8.0				
		PCJ™ LCNL 12.0				
	XXXXXX*					

**Pipe description:**

Outside diameter/class, the letter G denote a light gray color, if these do not appear it will be a black pipe.

**Emitter:**

Can be a single dripper or an assembled “Spider”\*.

\*In which case it will be required to add the last 6 digits (XXXXXX) of the “Spider” Netafim™ catalog number.

**Cluster:**

One single dripper or “Spider” or a group of two emitters with specific distance between them.

**Distance between clusters:**

The required distance between the centers of one cluster to the center of the next cluster.

**Total coil length:**

The required length per each coil (including initial and end length).

**Initial and end length:**

The required distance between the start of the pipe to the first emitter punched on it, will be identical to the distance between the last emitter punched and the end of that pipe.

# Blank Driplines

Blank driplines (without drippers inside).  
For use in agricultural drip, micro-sprinkler,  
landscape, mining irrigation systems.



Superb  
quality



High  
durability



ISO 9261  
Certified

## / Benefits & Features

- **Superb quality** Made with the finest available low/medium density polyethylene resin, especially formulated to resist cracking and kinking, and to ensure long-term reliability.
- **High durability** All pipes are manufactured with UV and oxidation protection making them durable to solar radiation without significant damage for many years. Microorganisms or fungi do not attack PE pipes, either internally or externally, PE pipes are resistant to saline water, acid or alkaline solutions (excluding highly concentrated solutions) and to most substances employed in agricultural applications.
- **ISO 9261 certified** The blank driplines meets ISO 9261 Standards with certified production, utilizing high standard manufacturing to ensure the uniformity of internal diameter and wall thicknesses.

## / Specifications

- PE pipes (100% PE, totally recyclable).
- Inside diameters and wall thicknesses according to the Netafim™ dripline product basket can be used as a risers, connectors or distribution pipes.
- Can be used as distribution pipes for micro-sprinkler irrigation systems.
- Available in standard coil lengths.
- High UV resistance. Resistant to standard nutrients / chemicals used in agriculture, landscape, mining.

### → Marking

On each 1 meter of the blank dripline there is a mark that represents the following:

Netafim	---	16	1.23 mm	---	Np 4.0	Day(a-g)/week(1-52) /year(yyyy)	xxx	ISO 9261
↑	↑	↑	↑	↑	↑	↑	↑	↑
Company name	Dripper name	Commercial diameter (no unit)	Wall thickness: wt=<0.63 mm - [mil], wt=>0.63-[mm]	Flow rate (l/h)	Max. working pressure (no unit)	Date	Line no.	ISO

→ Technical and logistical information

Blank driplines on bundled coil	Inside diameter (mm)	Wall thickness (mm)	Outside diameter (mm)	Coil length (meter)	Total coils in a 40 feet container	Average coil weight (kg)	Max. Working pressure (bar)
12010	10.6	1.0	12.6	600	370	19.0	4.0
16010	14.2	1.0	16.2	25	1920	1.5	3.5
				50	1440	2.8	
				100	960	4.5	
				200	480	9.0	
				300	352	13.5	
				500	352	22.3	
16012	14.2	1.2	16.6	25	1920	1.5	4.0
				50	1440	2.8	
				100	960	5.5	
				200	480	11.0	
				300	352	16.5	
				400	352	21.8	
17012	14.6	1.2	17.0	25	1920	1.5	4.0
				50	1440	2.9	
				100	960	5.7	
				200	480	11.2	
				300	352	17.3	
				400	352	22.5	
20010	17.5	1.0	19.5	100	960	5.5	3.5
				200	450	11.0	
				300	330	16.5	
20012	17.5	1.2	19.9	100	960	6.7	4.0
				200	450	13.3	
				300	330	19.9	

→ Catalog numbers



**Blank PE driplines - black**

Catalog number 19950 - (any of below 6 digits)

	100 (m)	200 (m)	300 (m)	400 (m)
12010				
16012	001000		001100	001200
16010	001400	001410	001415	001420
17012	004600	004700		004900
20012		008300	008400	
20010			008700	



**Blank PE driplines - dark brown skin\***

Catalog number 19950 - (any of below 6 digits)

	25 (m)	50 (m)	100 (m)
12010	000910	000920	000930
16012	003100	003120	

**Blank PE driplines - bright white skin\***

Catalog number 19950 - (any of below 6 digits)

	25 (m)	50 (m)	300 (m)	305 (m)	405 (m)
16012	000600	000605			000610
20012	000700	000705	000706	000710	



**Blank PE driplines - purple skin\***

Catalog number 19950 - (any of below 6 digits)

	200 (m)	300 (m)	400 (m)
16010	003970		
17012			
20012			



**Blank PE driplines - brown skin\***

Catalog number 19950 - (any of below 6 digits)

	25 (m)	50 (m)	100 (m)	200 (m)	500 (m)
16012	002700	002720	002740		
16010			003400	003500	003600
17012			006800		



**Blank PE driplines - light gray skin\***

Catalog number 19950 - (any of below 6 digits)

	300 (m)	400 (m)	500 (m)
16012			
16010			003700
17012			
20012	000038		

\* All colored blank PE driplines produced in bi-layer structure  
Missing catalog numbers available upon request

# / Technical terms



## International standards

Standard ISO 9261

The majority of drippers and driplines appearing in this catalog comply with the international standard ISO 9261.

This standard refers to and deals with these products and actually determines their quality. The absolute majority of the Netafim™ irrigation products are in compliance with the International Standards provisions and under the supervision of the relevant institutions.

Standards 9001 and 14001

These standards deal with and focus on the organization/ operation/ adaptation of the manufacturing plant aimed at meeting the international regulations stated in these documents. Netafim™ complies with and possesses the relevant accredited certifications and as such meets those international standards.

## Nominal flow rate

For a non-PC dripper:

Flow rate, expressed in liters per hour, of a dripper operating at the nominal test pressure:

1.0 bar, and at water temperature of 23°C +/- 3°C.

For a Pressure- compensated dripper: Flow rate, expressed in liters per hour, of a dripper operating within the range of regulation, and at water temperature of 23°C +/- 3°C.

## Maximum working pressure

Highest water pressure recommended at the inlet to a dripper/ dripline ensuring proper operation of the dripper/dripline.

## Dripper exponent

The relation between the flow rate (Q) in liters per hour, and the inlet pressure (P) in meters column of water in a dripper, is given by the formula:

$$Q \text{ (l/h)} = K * P \text{ (M)} ^ X$$

Where:

K is a specific constant to each dripper

X is the dripper exponent

Note: for an exponent of 0, the emission rate does not vary with pressure, for an exponent of 1 the emission rate varies linearly with pressure.

## Pressure-compensated dripper/dripline

Dripper/ dripline maintaining a constant flow rate at varying water pressures at the dripper/dripline inlet within the specified pressure limits.

## Anti-drain dripper/ dripline

A dripper/ dripline with "zero" flow whenever the dripper/ dripline's inlet pressure is lower than the value declared by the manufacturer (other than zero).

## Recommended filtration level

Filtration level recommendations included in this catalog refer to situations where the TTS (Total Suspended Solids)/ sand/ organic matter content are standard for water used for agricultural applications. Whenever abnormal levels of TTS (Total Suspended Solids)/ sand/ organic matter are identified, it is recommended to consult the Netafim™ Technical Department.

## Flushing pressure

The maximum pressure permitted for application via the irrigation system during the flushing process. These pressure rates are permitted for use provided the process does not exceed half hour of continuous flushing when the driplines are continually flushed (at least some of the driplines on the same system must be open during flushing).

Note: Flushing process is done when dripline ends kept open.

# / Netafim™ products warranty

## → All drippers, driplines and Netafim™ products

Netafim's products are warranted to be free from defects in material and workmanship under normal use and service, for the periods set out in the applicable table below in respect of each of the products (for each product, its respective "**Warranty Period**"), from the date of receipt of the product(s) by the person, firm, or company who purchases the products from Netafim™ (the "**Customer**"), as stated in a valid products acceptance certificate (the "**Commencement Date**"), subject to the Customer presenting such certificate.

**Table 1 (driplines)**

**Table 2 (on line drippers)**

## → Limited warranty

Netafim's products are warranted to be free from defects in material and workmanship under normal use and service, for the applicable Warranty Period, provided however, that with respect to items procured by Netafim™ from a third party, such warranty period shall be the shorter of (i) the Warranty Period; or (ii) the warranty period granted to Netafim™ by the third party from which it acquired such item.

This limited warranty shall be considered as null and void and shall not apply in any of the following events:

1. Where equipment is not used or has not been installed in accordance with Netafim's specifications and/or installation instructions for the recommended purpose. This warranty does not extend to repair or replacement (or attempts to repair or replace) of a Netafim™ product or part that results from misuse, negligence, alteration, tampering, use in conjunction with parts, products or services which have not been approved by Netafim™, improper or inadequate storage, installation or maintenance of the product, or any use not in accordance with the applicable user manual provided by Netafim™.
2. Where chemical concentrates are used or applied internally or externally to the product not according to Netafim's instructions, and cause harm to the product or its components.
3. If operating pressures are not within the limits specified by Netafim™ in the Technical Product Sheet of each individual component.
4. If water composition is not within the limits specified by Netafim™ in the Technical Product Sheet of each individual component.
5. Where damage, plugging or clogging is caused by insects, rodents or other animals.
6. Normal wear and tear.
7. Any part normally consumed in operation, or which has a normal life, inherently shorter than the specified Warranty Period, shall not be considered defective merely due to its consumption or failure prior to the end of the Warranty Period.
8. Loss or damage in transit in the event that the Customer was responsible for transporting the products.
9. Any acts or omissions which expose the products to any harmful environmental factors, including without limitation, use of toxic, corrosive, or caustic liquids, solids, and/or gases, exposure to severe weather conditions, or exposure to unsuitable water.
10. If failures are caused by any act or event beyond the reasonable control of Netafim™, including, without limitation: natural calamities and/or force majeure, which may include, but are not limited to, war, invasion, act of foreign enemy, terrorism, hostilities (whether war be declared or not), civil war or strike, rebellion, lockouts or other industrial disputes or actions, acts of God, acts of government or other prevailing authorities or defaults of third parties, storms, temperatures, flooding, gales, snow, landslides, fire, hailstorm, lightning, earthquakes, electrical or power failures or outages or power surges or electrical spikes, or damage due to freezing or mechanical damage, failure of energy or water supply.

Upon identifying a defect in a Netafim™ product or part thereof during the applicable Warranty Period, the Customer shall provide written notice of the claimed defect to Netafim™ within fifteen (15) calendar days of the discovery thereof or when the Customer should have become aware of such defect and return the defective Netafim™ product or part to Netafim™. Netafim™ will, at its sole discretion, either repair, replace, or refund a part or the full cost of the defective product's or part's purchase price.

Netafim's warranty does not cover spare parts required for routine maintenance. Netafim™ cannot and does not assume liability for defective parts, or damage or problems caused by products not manufactured or supplied by Netafim™, even though such products may be used in conjunction with Netafim™ products and the Customer assumes the risk of use of such third party products.



Netafim's obligation to repair, replace or refund the cost (in full or in part) of its products or parts as set forth above is the sole and exclusive warranty given by Netafim™. Netafim™ disclaims any and all other warranties, express or implied, including warranties of merchantability and fitness for a particular purpose and/ or warranty of non-infringement. Netafim™ will not be liable to any party in strict liability, tort, contract, or any other manner for damages caused or claimed to be caused as a result of any design or defect in Netafim's products. In addition, Netafim™ shall not be liable, and a Customer and/or any third party shall not be entitled to recover from Netafim™, any, general, special, incidental, consequential, indirect, punitive, or exemplary damages of whatsoever nature and type (including, without derogating from the generality of the foregoing, damages to crops or equipment caused by product malfunction, losses or damages caused by shutdowns or service interruptions, loss of use, non-operation of the products or any equipment, loss of information, loss of power or cost of replacement power, loss of profits or revenue, loss of contracts, loss of capital inventory or use charges, cost of purchased or replacement power, interest charges or cost of capital or claims of Customer's clients or any third party) even if Netafim™ is aware or should have been aware of the possibility of such damages. In no event shall Netafim's liability exceed the purchase price of the Netafim™ products.

Netafim™ reserves the right to alter, modify or redesign its products, pricing and this warranty at all times without creating any liability for the obsolescence of Customer inventory or such parts or products.

This warranty shall be subject to, and shall be exclusively governed by, the laws of the State of Israel, to the exclusion of its conflict of law rules. Any dispute arising out of or in respect of this warranty shall be subject to the jurisdiction of the courts in the State of Israel.

**Table 1 (driplines)**

Product	Wall tickness (mm/mil)	Period (months)
Streamline™ X (11.8, 16.2, 22.2 mm ID)	0.13/5.0	6
	0.15/6.0	6
	0.18/7.0	8
	0.20/8.0	12
Typhoon™ Plus (11.8, 16.2, 22.2, 25.0 mm ID)	0.20/8.0	12
	0.25/10.0	12
	0.31/12.5	24
	0.38/15.0	36
Aries™ TWD and MWD (11.8, 14.2, 15.5, 16.2, 22.2, 25.0 mm ID)	0.31/12.5	24
	0.34/13.5	24
	0.38/15.0	24
	0.50/20.0	36
	0.63/25.0	48
	0.80/32.0	48
Aries™ HWD (12, 16, 20 mm OD)	0.90/35.0	60
	1.00/39.0	60
	1.20/47.0	60
Microdrip (8 mm OD)	0.80/ 32.0	36
Orion PC™ (11.8, 16.2, 22.2 mm ID)	0.15/6.0	6
	0.20/8.0	12
	0.25/10.0	12

**Table 1 (driplines)**

Product	Wall Tickness (mm/mil)	Period (Months)
DripNet PC™ TWD and MWD (11.8, 15.5, 16.2, 22.2, 25.0 mm ID)	0.31/12.5	24
	0.38/15.0	36
	0.50/20.0	36
	0.63/25.0	48
	0.80/32.0	48
DripNet PC™, DripWine™ (12, 16, 20 mm OD)	0.90/35.0	60
	1.00/39.0	60
	1.20/47.0	60
UniRam™, UniWine™, UniGray™, UniWhite™ (16, 20 mm OD)	0.90/35.0	60
	1.00/39.0	72
	1.20/47.0	72
Hybrid driplines	Same warranty as the dripline the Hybrid saddles are added on.	

**Table 2 (on line drippers)**

Product	Period (months)
<b>On line Drippers</b>	
PC, PCJ™, PCJ™ PRO	48
<b>Other dripping products</b>	
PCJ™ Bubbler	48
NetBow™	24



[www.netafim.com](http://www.netafim.com)